




भारतीय रिजर्व बैंक

भारत



भारतीय रिजर्व बैंक  
एक हजार रुपये  
₹1000  
ONE THOUSAND  
RS.1000








The diagram shows a series of rays originating from a point on the left and passing through a series of curved surfaces. The rays are shown as straight lines that change direction at each surface. The surfaces are represented by curved lines that are concave towards the right. The rays appear to be converging towards a point on the right.

The diagram illustrates the refraction of light rays as they pass through a series of curved surfaces. The rays are shown as straight lines that change direction at each surface. The surfaces are represented by curved lines that are concave towards the right. The rays appear to be converging towards a point on the right.










भारत गणराज्य

REPUBLIC OF INDIA

Handwritten text in Devanagari script, likely a signature or official stamp, is present in the center of the document. The text is partially obscured by a vertical line and is difficult to read due to the low resolution and high contrast of the image.

At the bottom of the document, there are several circular stamps or seals. These appear to be official marks, possibly from a government department or a specific office, but their details are illegible due to the image quality.



बैंगलूर

₹ 20

₹ 20

TWENTY  
RUPEES

भारत सरकार

भारत

भारत


भारत

Handwritten text in Devanagari script, appearing to be a list or notes, with some lines crossed out.

Handwritten signature or stamp.

Handwritten signature or stamp.

Handwritten signature or stamp.



THE  
MAGAZINE  
OF THE  
AMERICAN  
MUSEUM OF  
NATURAL HISTORY



THE  
MAGAZINE  
OF THE  
AMERICAN  
MUSEUM OF  
NATURAL HISTORY



भारतीय डाक

बीस रुपये

As. 20

₹. 20


TWENTY  
RUPEES

भारतीय डाक

भारतीय डाक

Handwritten text in Hindi, likely a letter or document, written in a cursive style. The text is mostly illegible due to the low resolution and blurriness of the image. It appears to be a formal communication, possibly a letter or a document related to the postal service mentioned in the header.

Handwritten text, possibly a signature or name, located in the upper left quadrant of the page.



Small handwritten text or mark in the bottom left corner.

Small handwritten text or mark in the bottom center.

Small handwritten text or mark in the bottom right.

भारतीय डाक

बीस रुपया

RS. 20

₹ 20

TWENTY  
RUPEES

भारतीय डाक

भारतीय डाक

Handwritten text in Hindi, possibly a postmark or address, including the word "भारत" (India).

Handwritten text in Hindi, possibly a name or address, including the word "भारत" (India).

Handwritten text in Hindi, possibly a name or address, including the word "भारत" (India).

Handwritten notes in the top left corner, possibly a list or index of items.



Handwritten notes in the bottom left corner.

Handwritten notes in the bottom left corner.



भारतीय रिजर्व बैंक

25000

महत्मा गांधी

महत्मा गांधी








भारत सरकार द्वारा प्रकाशित

1950










Figure 1. (a) Original image

(b) 100%


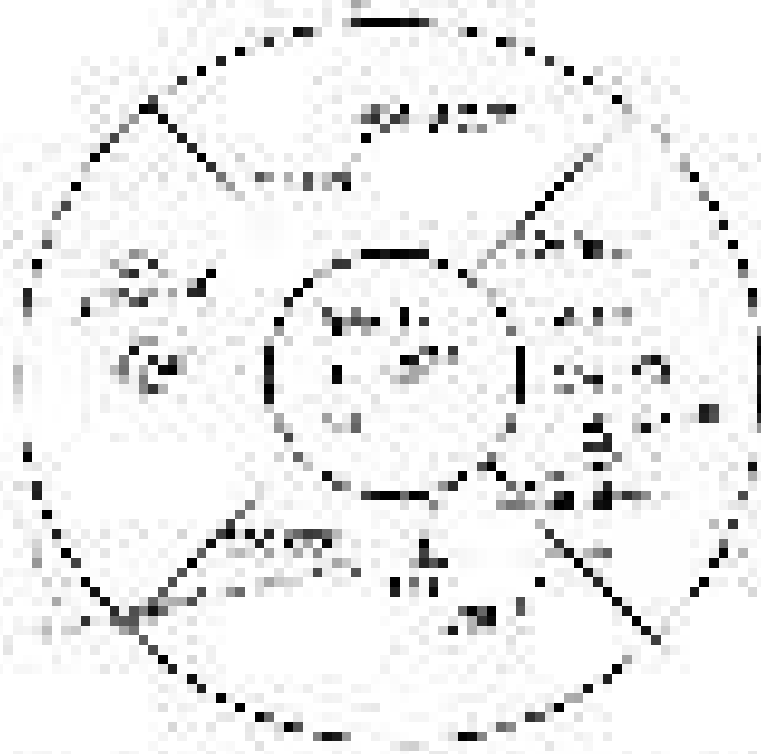


Figure 2. (c) 100%



## Figure 1

The figure shows a diagram of a circular structure, possibly a cell or a microorganism, with various internal components. The diagram is divided into several regions, with labels 'a' through 'f' indicating specific parts. The structure is roughly circular with a central region and several surrounding compartments. The labels 'a' through 'f' are positioned around the diagram, with 'a' at the top, 'b' on the right, 'c' at the bottom, and 'd', 'e', and 'f' on the left side. The diagram is a schematic representation of a biological structure, likely a cell, showing its internal organization and components.

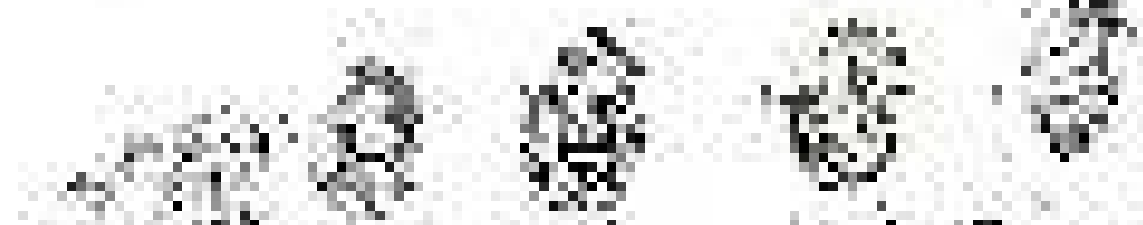



The diagram shows a circular structure, possibly a cell or a microorganism, with various internal components. The diagram is divided into several regions, with labels 'a' through 'f' indicating specific parts. The structure is roughly circular with a central region and several surrounding compartments. The labels 'a' through 'f' are positioned around the diagram, with 'a' at the top, 'b' on the right, 'c' at the bottom, and 'd', 'e', and 'f' on the left side. The diagram is a schematic representation of a biological structure, likely a cell, showing its internal organization and components.





1. *Phragmites australis* (Cav.) Trin. ex Steud.



2. *Phragmites australis* (Cav.) Trin. ex Steud.







