

Information science and information systems



Reviews

1. INTRODUCTION

The book is a collection of papers presented at the 11th International Conference on Information Science and Information Systems (ISIS 2002), held in Beijing, China, in October 2002. The conference was organized by the Chinese Academy of Sciences Library Research Center and the Chinese Academy of Information and Communication Sciences. The book is divided into two main parts: 'Information Science' and 'Information Systems'. The 'Information Science' part contains 10 papers, and the 'Information Systems' part contains 10 papers. The book is edited by Liang Wang and is published by World Scientific.

2. INFORMATION SCIENCE

The 'Information Science' part of the book contains 10 papers. The first paper, 'Information Science and Information Systems: A Review of the Field', by Liang Wang, provides an overview of the field. The second paper, 'Information Science and Information Systems: A Review of the Field', by Liang Wang, provides an overview of the field. The third paper, 'Information Science and Information Systems: A Review of the Field', by Liang Wang, provides an overview of the field. The fourth paper, 'Information Science and Information Systems: A Review of the Field', by Liang Wang, provides an overview of the field. The fifth paper, 'Information Science and Information Systems: A Review of the Field', by Liang Wang, provides an overview of the field. The sixth paper, 'Information Science and Information Systems: A Review of the Field', by Liang Wang, provides an overview of the field. The seventh paper, 'Information Science and Information Systems: A Review of the Field', by Liang Wang, provides an overview of the field. The eighth paper, 'Information Science and Information Systems: A Review of the Field', by Liang Wang, provides an overview of the field. The ninth paper, 'Information Science and Information Systems: A Review of the Field', by Liang Wang, provides an overview of the field. The tenth paper, 'Information Science and Information Systems: A Review of the Field', by Liang Wang, provides an overview of the field.



There is a significant difference in the mean scores for the different categories of the dependent variable. The results of the ANOVA are presented in Table 1. The results of the ANOVA are presented in Table 1. The results of the ANOVA are presented in Table 1.

The results of the ANOVA are presented in Table 1. The results of the ANOVA are presented in Table 1. The results of the ANOVA are presented in Table 1.

The results of the ANOVA are presented in Table 1. The results of the ANOVA are presented in Table 1. The results of the ANOVA are presented in Table 1.

The results of the ANOVA are presented in Table 1. The results of the ANOVA are presented in Table 1. The results of the ANOVA are presented in Table 1.

The results of the ANOVA are presented in Table 1. The results of the ANOVA are presented in Table 1. The results of the ANOVA are presented in Table 1.

The results of the ANOVA are presented in Table 1. The results of the ANOVA are presented in Table 1. The results of the ANOVA are presented in Table 1.

The results of the ANOVA are presented in Table 1. The results of the ANOVA are presented in Table 1. The results of the ANOVA are presented in Table 1.

The results of the ANOVA are presented in Table 1. The results of the ANOVA are presented in Table 1. The results of the ANOVA are presented in Table 1.

Case 1

1. What is the patient's chief complaint?
2. What are the signs and symptoms?
3. What is the patient's medical history?
4. What is the patient's social history?



1. What is the patient's chief complaint?
2. What are the signs and symptoms?
3. What is the patient's medical history?
4. What is the patient's social history?



Case 2




1. What is the patient's chief complaint?
2. What are the signs and symptoms?
3. What is the patient's medical history?
4. What is the patient's social history?

Case 3




1. **Introduction**
 2. **Methodology**
 3. **Results and Discussion**
 4. **Conclusion**
 5. **References**



6. **Appendix**
 7. **Bibliography**
 8. **Index**
 9. **Summary**
 10. **References**





RESEARCH REPORT


ANALYSIS OF THE

PERFORMANCE OF THE

RESEARCH TEAM

The research team has been working on this project for several months. The team has been successful in identifying the key factors that influence the performance of the research team. The team has also been successful in identifying the key factors that influence the performance of the research team.

The research team has been successful in identifying the key factors that influence the performance of the research team. The team has also been successful in identifying the key factors that influence the performance of the research team. The team has also been successful in identifying the key factors that influence the performance of the research team.



RESEARCH REPORT

ANALYSIS OF THE

PERFORMANCE OF THE

RESEARCH TEAM




THE NEW JERSEY
Department of Labor Industry



Notice


The Department of Labor Industry is pleased to announce the opening of the following positions for qualified individuals. The positions are located in the following offices:

Office of the Director of Labor Industry
1000 Morris Avenue
Morris Township, New Jersey 07960

Office of the Director of Labor Industry
1000 Morris Avenue
Morris Township, New Jersey 07960







The following text is extremely faint and largely illegible due to the low resolution and high contrast of the scan. It appears to be a list or a series of entries, possibly related to the building shown in the photograph above. The text is organized into several lines, with some words appearing to be in a different script or language than the surrounding text.

[Illegible text block containing several lines of faint, possibly handwritten or typed text.]

RECEIVED
MAY 20 1968

RE-20
TWENTY

1152888

[The following text is extremely faint and illegible due to heavy noise and low resolution. It appears to be a list of entries or a table with multiple columns.]

1152888

1152888

1152888

1152888

1152888

1152888



THE UNIVERSITY OF CHICAGO




DEPARTMENT OF CHEMISTRY

LABORATORY

1. Preparation of the sample
2. Measurement of the rate
3. Determination of the order
4. Calculation of the rate constant
5. Effect of temperature on the rate
6. Effect of concentration on the rate
7. Effect of a catalyst on the rate
8. Effect of a solvent on the rate
9. Effect of a salt on the rate
10. Effect of a complexing agent on the rate


1. Preparation of the sample
2. Measurement of the rate
3. Determination of the order
4. Calculation of the rate constant
5. Effect of temperature on the rate
6. Effect of concentration on the rate
7. Effect of a catalyst on the rate
8. Effect of a solvent on the rate
9. Effect of a salt on the rate
10. Effect of a complexing agent on the rate





The text in this section is extremely faint and illegible. It appears to be a list or a series of entries, possibly names and titles, arranged in two columns. The text is too blurry to transcribe accurately.





1. Introduction



The purpose of this study is to investigate the effects of various factors on the performance of a specific task. The study is designed to provide a comprehensive overview of the current state of research in this field and to identify areas for further investigation.

The research is organized into several sections. Section 2 provides a detailed description of the experimental setup and the procedures used. Section 3 presents the results of the study, and Section 4 discusses the implications of these findings. Finally, Section 5 concludes the study and offers suggestions for future research.

The study is based on a series of experiments conducted over a period of six months. The participants were selected from a pool of individuals with varying levels of experience in the task. The results show that there is a significant relationship between the variables studied, and that the findings have important implications for the field.


The study is a contribution to the understanding of the task and its performance. It provides a detailed account of the experimental process and the results obtained. The findings are discussed in the context of the existing literature, and the implications for future research are highlighted.





THE HISTORY OF
 THE UNITED STATES
 OF AMERICA
 FROM 1776 TO 1876
 BY
 CHARLES C. SMITH
 VOL. I.

THE HISTORY OF
 THE UNITED STATES
 OF AMERICA
 FROM 1776 TO 1876
 BY
 CHARLES C. SMITH
 VOL. I.



Illegible text line 1


Illegible text line 2

Illegible text line 3

Illegible text line 4

Illegible text line 5





THE UNIVERSITY OF CHICAGO LIBRARY

1950

...

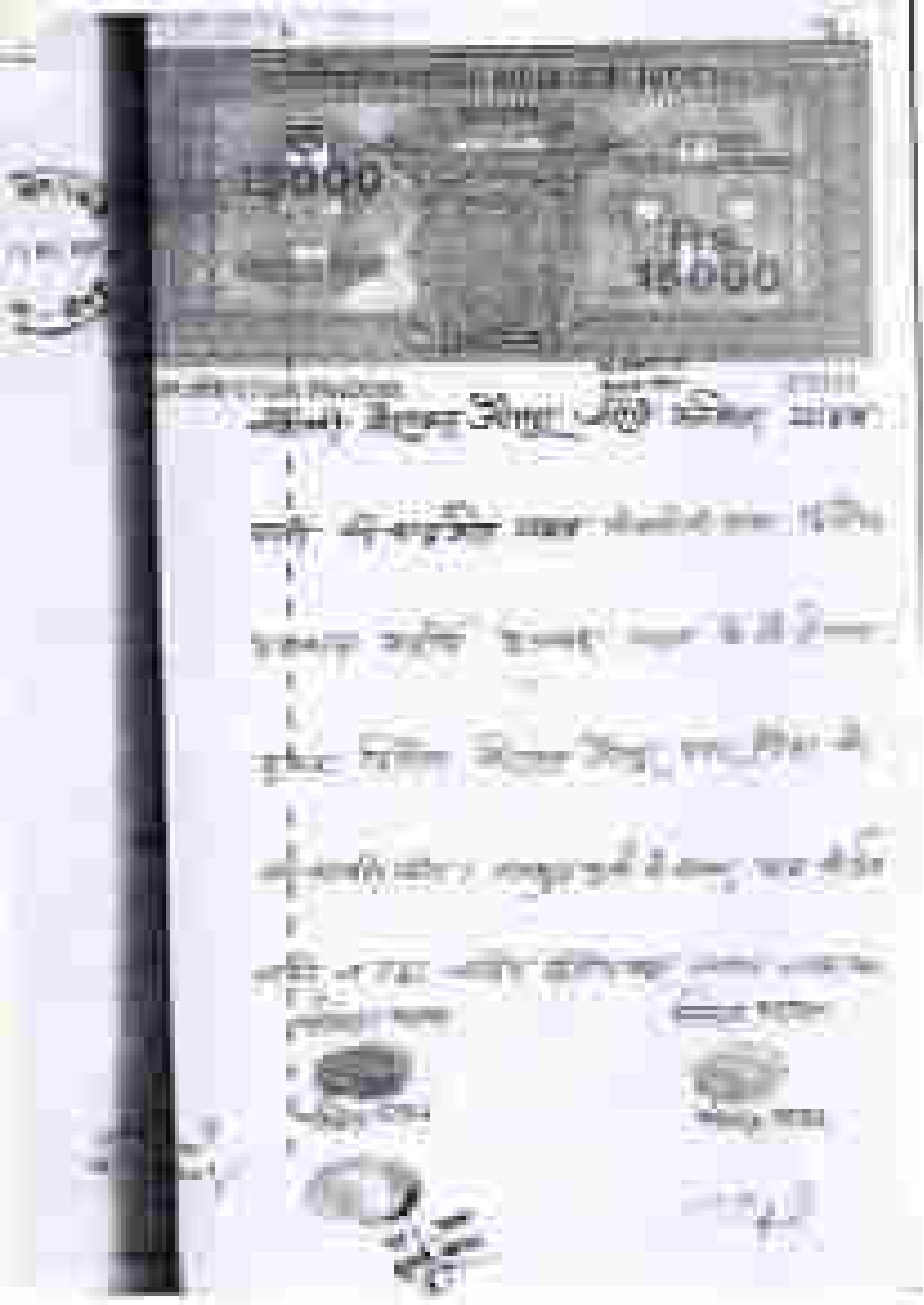
...



...

...

...

...





Illegible text block, possibly a title or header.

Illegible text block, possibly a subtitle or introductory text.

Illegible text block, possibly a main heading or section title.

Illegible text block, possibly a paragraph of text.

Illegible text block, possibly a paragraph of text.

Illegible text block, possibly a paragraph of text.

Illegible text block, possibly a paragraph of text.

Illegible text block, possibly a paragraph of text.

Illegible text block, possibly a paragraph of text.

Illegible text block, possibly a paragraph of text.



Illegible text block consisting of several lines of faint, mirrored characters.

Illegible text block consisting of several lines of faint, mirrored characters.

संज्ञा
३५
१.५०

संज्ञा
३५
१.५०

संज्ञा-संग्रहः

संज्ञा-संग्रहः

संज्ञा-संग्रहः

संज्ञा-संग्रहः

संज्ञा-संग्रहः

संज्ञा-संग्रहः



संज्ञा-संग्रहः

संज्ञा-संग्रहः

STANDARD INFORMATION

11/23/50

11/23/50

11/23/50

11/23/50

50.50

RS.50

STANDARD INFORMATION

STANDARD INFORMATION

STANDARD INFORMATION

STANDARD INFORMATION

STANDARD INFORMATION

STANDARD INFORMATION

STANDARD INFORMATION

STANDARD INFORMATION

STANDARD INFORMATION

STANDARD INFORMATION

भारतीय चिकित्सा

₹. 50

FIRST
NURSES

Rs. 50

भारतीय चिकित्सा
भारतीय चिकित्सा

भारतीय चिकित्सा

भारतीय चिकित्सा

भारतीय चिकित्सा

भारतीय चिकित्सा

भारतीय चिकित्सा

भारतीय चिकित्सा

भारतीय चिकित्सा

भारतीय चिकित्सा

भारतीय चिकित्सा

भारतीय चिकित्सा

भारतीय चिकित्सा

भारतीय चिकित्सा

भारतीय चिकित्सा

भारतीय चिकित्सा

भारतीय रिजर्व बँक

पाच पचास

₹. 50

FIFTY

Rs. 50

INDIA NON-JUDICIAL

भारतीय रिजर्व बँक

भारतीय रिजर्व बँक



Business Model Canvas



1. Description of the Business Model

1.1. Business Model

- 1.1.1. Business Model
- 1.1.2. Business Model
- 1.1.3. Business Model
- 1.1.4. Business Model
- 1.1.5. Business Model
- 1.1.6. Business Model
- 1.1.7. Business Model
- 1.1.8. Business Model
- 1.1.9. Business Model
- 1.1.10. Business Model
- 1.1.11. Business Model
- 1.1.12. Business Model

The Business Model Canvas is a strategic management template that allows entrepreneurs to describe, test, and refine their business models. It consists of nine building blocks arranged in a 3x3 grid:

- Customer Segments:** The groups of people or organizations that the business aims to serve.
- Channels:** The ways in which the business reaches its customer segments.
- Customer Relationships:** The types of relationships that the business establishes with each customer segment.
- Revenue Streams:** The ways in which the business generates income from each customer segment.
- Cost Channels:** The ways in which the business incurs costs to reach its customer segments.
- Value Propositions:** The bundle of products and services that the business offers to each customer segment.
- Channels:** The ways in which the business reaches its customer segments.
- Customer Relationships:** The types of relationships that the business establishes with each customer segment.
- Revenue Streams:** The ways in which the business generates income from each customer segment.



2. Business Model Canvas

2.1. Business Model



Department of the Interior

Minerals



The Department of the Interior is pleased to announce the availability of the following publications:

Mineral Resources of the United States - A comprehensive report on the mineral resources of the United States, including a detailed description of the various minerals and their uses.

Mineral Resources of the World - A comprehensive report on the mineral resources of the world, including a detailed description of the various minerals and their uses.

Mineral Resources of the United States and Possessions - A comprehensive report on the mineral resources of the United States and its possessions, including a detailed description of the various minerals and their uses.

Mineral Resources of the World and Possessions - A comprehensive report on the mineral resources of the world and its possessions, including a detailed description of the various minerals and their uses.



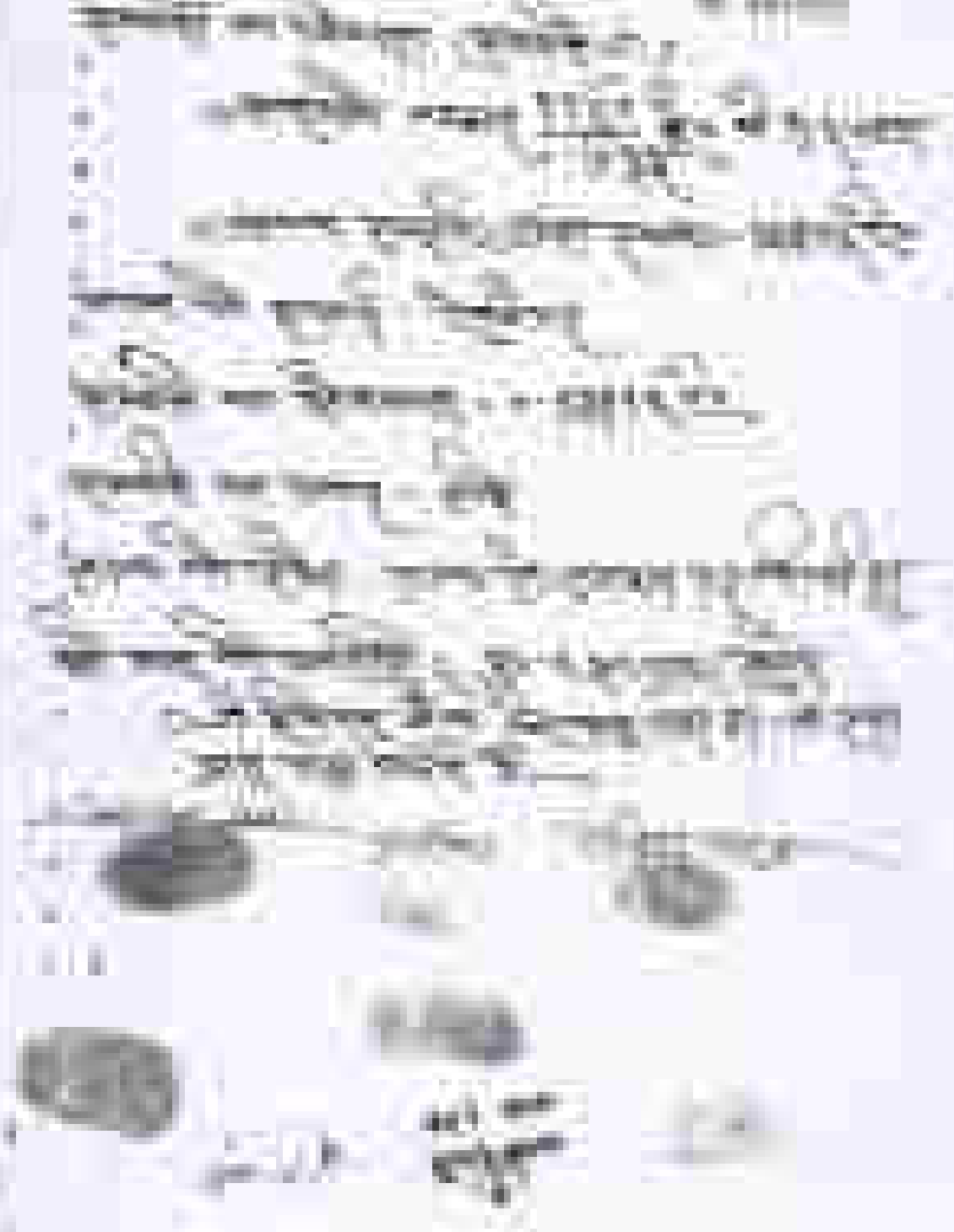


THE JOURNAL

PLATE I
54000

PLATE II
54100

PLATE III



AMOUNT
Rs. 1000

DEPARTMENT
Rs. 1000

THE HINDUSTAN TIMES - MEDICAL
DEPARTMENT

THE HINDUSTAN TIMES - MEDICAL
DEPARTMENT

THE HINDUSTAN TIMES - MEDICAL
DEPARTMENT

THE HINDUSTAN TIMES - MEDICAL
DEPARTMENT

THE HINDUSTAN TIMES - MEDICAL
DEPARTMENT

THE HINDUSTAN TIMES - MEDICAL
DEPARTMENT

THE HINDUSTAN TIMES - MEDICAL
DEPARTMENT

THE HINDUSTAN TIMES - MEDICAL
DEPARTMENT

THE HINDUSTAN TIMES - MEDICAL
DEPARTMENT

भारतीय रिजर्व बैंक

₹ 1000

₹ 1000

भारतीय रिजर्व बैंक
भारत
एक हजार रुपये





THE NATIONAL PALACE, NAGASAKI, JAPAN.

The National Palace in Nagasaki, Japan, is a large, multi-story building with a prominent central tower and a balcony with a railing. The building is surrounded by a fence and is situated in a city area. The photograph shows the building from a distance, highlighting its architectural details and the surrounding environment.



COINS AND MEDALS, NAGASAKI, JAPAN.





TRANSFORMING

The text in this section is extremely faint and illegible due to the low resolution of the scan. It appears to be a multi-paragraph passage of text, possibly describing a process or a set of instructions related to the diagrams above.



The text on the right side of the page is also very faint and illegible. It appears to be a vertical column of text, possibly a list or a series of notes, but the characters are too blurry to be read.



The first part of the text describes the architectural details of the building shown in the illustration above. It mentions the arrangement of columns and the structure of the pediment.

The second part of the text continues the architectural description, focusing on the proportions and decorative elements of the facade. It discusses the spacing between columns and the height of the building.



Fig. 1

Fig. 2

Fig. 3

Fig. 4

Fig. 5



The following information is provided for your reference:
 1. The total number of items is 100.
 2. The items are divided into two groups of 50 each.
 3. The first group consists of items numbered 1 through 50.
 4. The second group consists of items numbered 51 through 100.
 5. The items are arranged in ascending order of value.
 6. The average value of the items is 50.
 7. The median value of the items is 50.
 8. The mode of the items is 50.
 9. The range of the items is 100.
 10. The standard deviation of the items is 50.



संस्कृत-संज्ञा-संग्रहः

₹.5000

₹.5000

संस्कृत-संज्ञा-संग्रहः

₹.5000

संस्कृत-संज्ञा-संग्रहः

₹.5000



संस्कृत-संज्ञा-संग्रहः

₹.5000

संस्कृत-संज्ञा-संग्रहः

₹.5000

संस्कृत-संज्ञा-संग्रहः

₹.5000

संस्कृत-संज्ञा-संग्रहः

₹.5000

संस्कृत-संज्ञा-संग्रहः

₹.5000

संस्कृत-संज्ञा-संग्रहः

₹.5000

संस्कृत-संज्ञा-संग्रहः

₹.5000

संस्कृत-संज्ञा-संग्रहः

₹.5000

संस्कृत-संज्ञा-संग्रहः

₹.5000

संस्कृत-संज्ञा-संग्रहः

₹.5000

संस्कृत-संज्ञा-संग्रहः

₹.5000

संस्कृत-विश्वविद्यालय, दिल्ली


संस्कृत-विश्वविद्यालय

दिल्ली-११०००७

संस्कृत-विश्वविद्यालय

दिल्ली-११०००७

संस्कृत-विश्वविद्यालय



संस्कृत-विश्वविद्यालय

संस्कृत-विश्वविद्यालय

संस्कृत-विश्वविद्यालय

संस्कृत-विश्वविद्यालय

संस्कृत-विश्वविद्यालय


संस्कृत-विश्वविद्यालय

THE UNIVERSITY OF CHICAGO PRESS



THE UNIVERSITY OF CHICAGO PRESS


THE UNIVERSITY OF CHICAGO PRESS

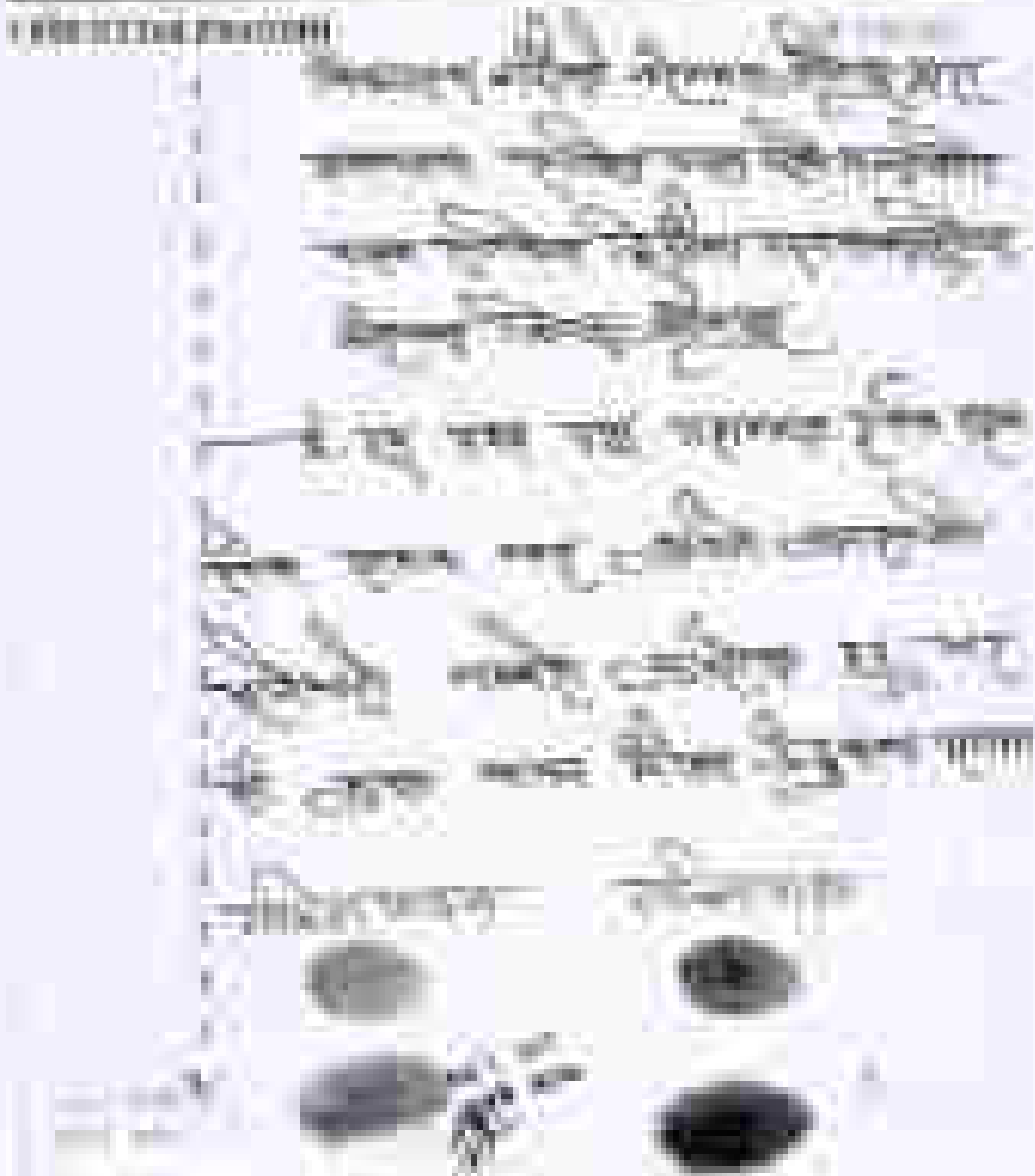


RESEARCH REPORT ON THE EFFECTS OF THE 1997-1998 EL NIÑO



RESEARCH REPORT ON THE EFFECTS OF THE 1997-1998 EL NIÑO





भारतीय रिजर्व बँक, मुंबई

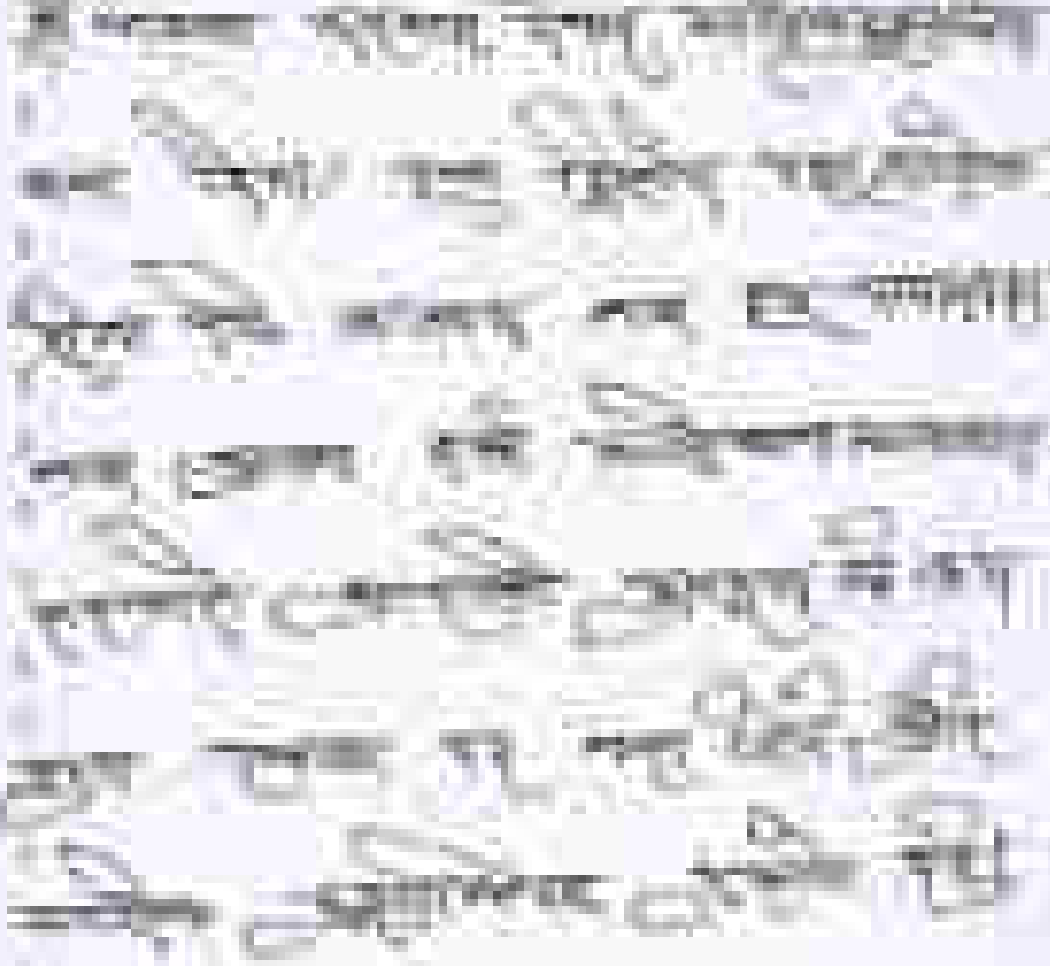
₹ 5000

पाच हजार रुपये

Rs. 5000

FIVE THOUSAND RUPEES

भारतीय रिजर्व बँक, मुंबई



भारतीय रिजर्व बँक, मुंबई

भारतीय रिजर्व बँक, मुंबई



भारतीय रिजर्व बँक, मुंबई

REPUBLIC OF INDONESIA - BANK INDONESIA

Rp. 5000

Rp. 5000

5000

5000

REPUBLIC OF INDONESIA
BANK INDONESIA
Rp. 5000
5000

REPUBLIC OF INDONESIA

REPUBLIC OF INDONESIA





भारतीय रिज़र्व बैंक का नया 5000 रुपया का नोट

भारतीय रिज़र्व बैंक (RBI) ने नया 5000 रुपया का नोट जारी किया है। यह नोट भारतीय रिज़र्व बैंक के द्वारा जारी किया गया है।

नया 5000 रुपया का नोट भारतीय रिज़र्व बैंक के द्वारा जारी किया गया है। यह नोट भारतीय रिज़र्व बैंक के द्वारा जारी किया गया है।



