

THE
OFFICE OF THE
SECRETARY OF THE
TREASURY
WASHINGTON, D. C.


UNITED STATES OF AMERICA

THE
OFFICE OF THE
SECRETARY OF THE
TREASURY
WASHINGTON, D. C.

UNITED STATES OF AMERICA

UNITED STATES OF AMERICA

UNITED STATES OF AMERICA



UNITED STATES DEPARTMENT OF JUSTICE

FEDERAL BUREAU OF INVESTIGATION

Washington, D. C. 20535

MEMORANDUM FOR THE DIRECTOR, FBI

TO: SAC, [Redacted]

RE: [Redacted]

DATE: [Redacted]


[Redacted]

1. Introduction
2. Methodology
3. Results
4. Discussion
5. Conclusion

The study was conducted in a laboratory setting. The participants were recruited from a local university. The data was collected over a period of six months. The results show a significant correlation between the variables studied. The findings are consistent with previous research in this area. The study has several limitations, including a small sample size and a lack of generalizability. Further research is needed to address these issues.



The research was designed to explore the relationship between the independent and dependent variables. The methodology employed a quantitative approach, utilizing a series of standardized tests and measurements. The data analysis was performed using statistical software, which revealed a strong positive correlation. These findings suggest that the variables are interrelated in a predictable manner. The study's contribution lies in its detailed examination of the underlying mechanisms. The results have practical implications for the field of study. The study was supported by the following funding sources: [Funding Source 1], [Funding Source 2], and [Funding Source 3]. The authors would like to thank the participants for their valuable contributions to the study. The study was approved by the Institutional Review Board. The data is available upon request. The study was published in the Journal of Applied Research. The authors have no conflicts of interest. The study was conducted in accordance with the highest standards of research ethics. The results are presented in the following sections. The study was a collaborative effort involving several researchers. The study was published in the Journal of Applied Research. The authors have no conflicts of interest. The study was conducted in accordance with the highest standards of research ethics. The results are presented in the following sections.



The first part of the document discusses the importance of maintaining accurate records and the role of the committee in overseeing these operations. It highlights the need for transparency and accountability in all financial transactions.

The second section details the various activities and projects undertaken during the reporting period. It includes information on the progress of ongoing initiatives and the completion of new ones.

The third part of the report provides a comprehensive overview of the financial performance. It includes a detailed breakdown of income and expenses, along with a comparison to the budget.

The final section discusses the challenges faced during the period and the strategies implemented to address them. It also outlines the plans for the future and the goals for the upcoming year.

1870
1871
1872
1873
1874
1875
1876
1877
1878
1879
1880
1881
1882
1883
1884
1885
1886
1887
1888
1889
1890
1891
1892
1893
1894
1895
1896
1897
1898
1899
1900
1901
1902
1903
1904
1905
1906
1907
1908
1909
1910
1911
1912
1913
1914
1915
1916
1917
1918
1919
1920
1921
1922
1923
1924
1925
1926
1927
1928
1929
1930
1931
1932
1933
1934
1935
1936
1937
1938
1939
1940
1941
1942
1943
1944
1945
1946
1947
1948
1949
1950
1951
1952
1953
1954
1955
1956
1957
1958
1959
1960
1961
1962
1963
1964
1965
1966
1967
1968
1969
1970
1971
1972
1973
1974
1975
1976
1977
1978
1979
1980
1981
1982
1983
1984
1985
1986
1987
1988
1989
1990
1991
1992
1993
1994
1995
1996
1997
1998
1999
2000
2001
2002
2003
2004
2005
2006
2007
2008
2009
2010
2011
2012
2013
2014
2015
2016
2017
2018
2019
2020
2021
2022
2023
2024
2025
2026
2027
2028
2029
2030



Year	1995	1996	1997	1998	1999	2000	2001	2002	2003	2004	2005	2006	2007	2008	2009	2010	2011	2012	2013	2014	2015	2016	2017	2018	2019	2020	2021	2022	2023	2024	2025	2026	2027	2028	2029	2030	2031	2032	2033	2034	2035	2036	2037	2038	2039	2040					
Population	100	101	102	103	104	105	106	107	108	109	110	111	112	113	114	115	116	117	118	119	120	121	122	123	124	125	126	127	128	129	130	131	132	133	134	135	136	137	138	139	140	141	142	143	144	145	146	147	148	149	150

Estimated population growth rates for various regions and countries, showing a general upward trend over the period from 1995 to 2024. The data is presented in a tabular format with columns for each year and rows for different population categories.

Region/Country	1995	1996	1997	1998	1999	2000	2001	2002	2003	2004	2005	2006	2007	2008	2009	2010	2011	2012	2013	2014	2015	2016	2017	2018	2019	2020	2021	2022	2023	2024	2025	2026	2027	2028	2029	2030	2031	2032	2033	2034	2035	2036	2037	2038	2039	2040					
North America	100	101	102	103	104	105	106	107	108	109	110	111	112	113	114	115	116	117	118	119	120	121	122	123	124	125	126	127	128	129	130	131	132	133	134	135	136	137	138	139	140	141	142	143	144	145	146	147	148	149	150

THE HISTORY OF THE

... of the ...

... of the ...

... of the ...


... of the ...

... of the ...

... of the ...

... of the ...

1. **Introduction**
2. **Methodology**
3. **Results**
4. **Discussion**
5. **Conclusion**



The first part of the document discusses the background and the objectives of the study. It highlights the importance of the research and the need for a comprehensive analysis. The methodology section describes the approach used to collect and analyze the data, ensuring the reliability and validity of the findings. The results section presents the key findings of the study, supported by statistical data and visual representations. The discussion section interprets these results in the context of the research objectives and existing literature. Finally, the conclusion summarizes the main points and offers recommendations for future research.

The study was conducted over a period of six months, involving a series of experiments and data collection. The results indicate a significant correlation between the variables studied, which is consistent with the theoretical framework. The findings have important implications for the field and provide a solid foundation for further research.

The data analysis revealed several key trends and patterns. The most notable finding is the positive impact of the independent variable on the dependent variable. This relationship is supported by the statistical tests conducted, which show a high level of significance. The results also suggest that there are several moderating factors that influence the relationship between the variables.

The study's limitations include the sample size and the specific context of the research. While the findings are robust, they may not be generalizable to all situations. Future research should aim to address these limitations by conducting larger-scale studies in different contexts. The authors express their gratitude to the funding agency and the participants who made this research possible.

The research was supported by the National Science Foundation, which provided the necessary resources for the data collection and analysis. The authors also acknowledge the contributions of the research assistants and the participants who provided valuable insights into the phenomena being studied. The findings of this study are expected to contribute to the advancement of knowledge in the field and inform practical applications.

