



Figure 1



Figure 2




Figure 3




Figure 4



Figure 5

**GENERAL BUILDING PLAN OF  
SOUTH BANGALORE  
MILITARY COLLEGE FOR OFFICERS  
AND JUNIORS  
ESTABLISHED AT 1952  
BY THE GOVERNMENT OF  
INDIA**

**PROJECT NAME :**  
SOUTH BANGALORE MILITARY COLLEGE

**AREA (SQ. FT.) :**

1. TOTAL AREA	1,00,000
2. AREA OF BUILDING	1,00,000
3. AREA OF PAVEMENT	1,00,000
4. AREA OF ROAD	1,00,000
5. AREA OF GROUND	1,00,000
6. AREA OF WATER	1,00,000
7. AREA OF OTHER	1,00,000

**SCALE :**  
1" = 100' 0"

**GENERAL NOTES :**

1. ALL WORK TO BE DONE IN ACCORDANCE WITH THE SPECIFICATIONS OF THE BIDDING DOCUMENTS.
2. THE CONTRACTOR SHALL BE RESPONSIBLE FOR OBTAINING ALL NECESSARY PERMITS AND APPROVALS FROM THE LOCAL AUTHORITIES.
3. THE CONTRACTOR SHALL BE RESPONSIBLE FOR THE PROTECTION OF ALL EXISTING UTILITIES AND STRUCTURES.
4. THE CONTRACTOR SHALL BE RESPONSIBLE FOR THE PROTECTION OF ALL EXISTING TREES AND LANDSCAPING.

**REVISIONS :**

NO.	DESCRIPTION	DATE
1	ISSUED FOR TENDER	1952
2	ISSUED FOR WORK	1952
3	ISSUED FOR WORK	1952
4	ISSUED FOR WORK	1952





1st FLOOR PLAN



2nd FLOOR PLAN



3rd FLOOR PLAN



4th FLOOR PLAN

ADDITIONAL REQUIREMENTS BY  
 CITY ENGINE DEPARTMENT  
 REQUIRED BY THE SAME  
 ENGINEERING AND ARCHITECTURE  
 FOR THE CITY OF CHICAGO  
 UNDER THE PLANNING - ZONING  
 AND BUILDING DEPARTMENT, CHICAGO  
 ORDINANCES, 1983  
 ENGINE, ARCHITECT, AND ARCHITECT

**PROJECT DATA:**  
**BLDG. 10 FLOOR PLAN**

- AREA DATA:**
- 1. TOTAL FLOOR AREA: 10,000
  - 2. TOTAL AREA: 10,000
  - 3. TOTAL AREA: 10,000

- SCALE:**
- 1. FLOOR PLAN: 1/4" = 1'-0"
  - 2. SECTION: 1/8" = 1'-0"
  - 3. ELEVATION: 1/8" = 1'-0"
  - 4. EXTERIOR: 1/8" = 1'-0"
  - 5. INTERIOR: 1/8" = 1'-0"
  - 6. OTHER: 1/8" = 1'-0"

DATE: 10/10/83  
 BY: [Signature]  
 CHECKED BY: [Signature]  
 APPROVED BY: [Signature]

Professional Engineer Seal and Stamp  
 State of Illinois  
 License No. [Number]  
 Date: 10/10/83

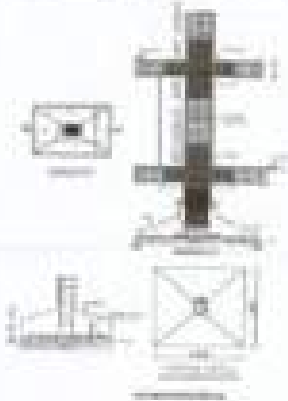
Professional Engineer Seal and Stamp  
 State of Illinois  
 License No. [Number]  
 Date: 10/10/83



1. Elevation



2. Elevation



3. Section



SECTIONAL DRAWING PLAN OF  
 THE BUILDING AND ITS  
 PARTS. IT IS THE  
 DRAWING OF THE BUILDING  
 WHICH SHOWS THE  
 STRUCTURE OF THE BUILDING  
 AND ITS PARTS. IT IS  
 THE DRAWING OF THE  
 BUILDING WHICH SHOWS  
 THE STRUCTURE OF THE  
 BUILDING AND ITS PARTS.

- SECTIONAL DRAWING
- 1. SECTIONAL DRAWING
  - 2. SECTIONAL DRAWING
  - 3. SECTIONAL DRAWING
  - 4. SECTIONAL DRAWING
  - 5. SECTIONAL DRAWING

NO.	DESCRIPTION
1	SECTIONAL DRAWING
2	SECTIONAL DRAWING
3	SECTIONAL DRAWING
4	SECTIONAL DRAWING
5	SECTIONAL DRAWING
6	SECTIONAL DRAWING
7	SECTIONAL DRAWING
8	SECTIONAL DRAWING
9	SECTIONAL DRAWING
10	SECTIONAL DRAWING
11	SECTIONAL DRAWING
12	SECTIONAL DRAWING
13	SECTIONAL DRAWING
14	SECTIONAL DRAWING
15	SECTIONAL DRAWING
16	SECTIONAL DRAWING
17	SECTIONAL DRAWING
18	SECTIONAL DRAWING
19	SECTIONAL DRAWING
20	SECTIONAL DRAWING
21	SECTIONAL DRAWING
22	SECTIONAL DRAWING
23	SECTIONAL DRAWING
24	SECTIONAL DRAWING
25	SECTIONAL DRAWING
26	SECTIONAL DRAWING
27	SECTIONAL DRAWING
28	SECTIONAL DRAWING
29	SECTIONAL DRAWING
30	SECTIONAL DRAWING
31	SECTIONAL DRAWING
32	SECTIONAL DRAWING
33	SECTIONAL DRAWING
34	SECTIONAL DRAWING
35	SECTIONAL DRAWING
36	SECTIONAL DRAWING
37	SECTIONAL DRAWING
38	SECTIONAL DRAWING
39	SECTIONAL DRAWING
40	SECTIONAL DRAWING
41	SECTIONAL DRAWING
42	SECTIONAL DRAWING
43	SECTIONAL DRAWING
44	SECTIONAL DRAWING
45	SECTIONAL DRAWING
46	SECTIONAL DRAWING
47	SECTIONAL DRAWING
48	SECTIONAL DRAWING
49	SECTIONAL DRAWING
50	SECTIONAL DRAWING



## AREA STATEMENT OF BLOCK - A, BLOCK - B & BLOCK - C

### AREA STATEMENT OF BLOCK - A

#### • SECOND FLOOR :-

S.NO.	TYPE NAME	AREA (SQ. FT.)
1	CLUB HOUSE	11,00
2	RECREATION ROOM	20,00
3	OFFICE ROOM	20,00
4	STAFF ROOM	20,00
5	LOBBY	20,00
6	LOBBY	20,00
7	LOBBY	20,00
8	LOBBY	20,00
9	LOBBY	20,00
10	LOBBY	20,00
11	LOBBY	20,00
12	LOBBY	20,00
13	LOBBY	20,00
14	LOBBY	20,00
15	LOBBY	20,00
16	LOBBY	20,00
17	LOBBY	20,00
18	LOBBY	20,00
19	LOBBY	20,00
20	LOBBY	20,00
21	LOBBY	20,00
22	LOBBY	20,00
23	LOBBY	20,00
24	LOBBY	20,00
25	LOBBY	20,00
26	LOBBY	20,00
27	LOBBY	20,00
28	LOBBY	20,00
29	LOBBY	20,00
30	LOBBY	20,00
31	LOBBY	20,00
32	LOBBY	20,00
33	LOBBY	20,00
34	LOBBY	20,00
35	LOBBY	20,00
36	LOBBY	20,00
37	LOBBY	20,00
38	LOBBY	20,00
39	LOBBY	20,00
40	LOBBY	20,00
41	LOBBY	20,00
42	LOBBY	20,00
43	LOBBY	20,00
44	LOBBY	20,00
45	LOBBY	20,00
46	LOBBY	20,00
47	LOBBY	20,00
48	LOBBY	20,00
49	LOBBY	20,00
50	LOBBY	20,00
51	LOBBY	20,00
52	LOBBY	20,00
53	LOBBY	20,00
54	LOBBY	20,00
55	LOBBY	20,00
56	LOBBY	20,00
57	LOBBY	20,00
58	LOBBY	20,00
59	LOBBY	20,00
60	LOBBY	20,00
61	LOBBY	20,00
62	LOBBY	20,00
63	LOBBY	20,00
64	LOBBY	20,00
65	LOBBY	20,00
66	LOBBY	20,00
67	LOBBY	20,00
68	LOBBY	20,00
69	LOBBY	20,00
70	LOBBY	20,00
71	LOBBY	20,00
72	LOBBY	20,00
73	LOBBY	20,00
74	LOBBY	20,00
75	LOBBY	20,00
76	LOBBY	20,00
77	LOBBY	20,00
78	LOBBY	20,00
79	LOBBY	20,00
80	LOBBY	20,00
81	LOBBY	20,00
82	LOBBY	20,00
83	LOBBY	20,00
84	LOBBY	20,00
85	LOBBY	20,00
86	LOBBY	20,00
87	LOBBY	20,00
88	LOBBY	20,00
89	LOBBY	20,00
90	LOBBY	20,00
91	LOBBY	20,00
92	LOBBY	20,00
93	LOBBY	20,00
94	LOBBY	20,00
95	LOBBY	20,00
96	LOBBY	20,00
97	LOBBY	20,00
98	LOBBY	20,00
99	LOBBY	20,00
100	LOBBY	20,00

COVERED AREA = 2000 SQ. FT.

#### • FIRST FLOOR :-

S.NO.	TYPE NAME	AREA (SQ. FT.)
1	RECREATION ROOM	20,00
2	LOBBY	20,00
3	LOBBY	20,00
4	LOBBY	20,00
5	LOBBY	20,00
6	LOBBY	20,00
7	LOBBY	20,00
8	LOBBY	20,00
9	LOBBY	20,00
10	LOBBY	20,00
11	LOBBY	20,00
12	LOBBY	20,00
13	LOBBY	20,00
14	LOBBY	20,00
15	LOBBY	20,00
16	LOBBY	20,00
17	LOBBY	20,00
18	LOBBY	20,00
19	LOBBY	20,00
20	LOBBY	20,00
21	LOBBY	20,00
22	LOBBY	20,00
23	LOBBY	20,00
24	LOBBY	20,00
25	LOBBY	20,00
26	LOBBY	20,00
27	LOBBY	20,00
28	LOBBY	20,00
29	LOBBY	20,00
30	LOBBY	20,00
31	LOBBY	20,00
32	LOBBY	20,00
33	LOBBY	20,00
34	LOBBY	20,00
35	LOBBY	20,00
36	LOBBY	20,00
37	LOBBY	20,00
38	LOBBY	20,00
39	LOBBY	20,00
40	LOBBY	20,00
41	LOBBY	20,00
42	LOBBY	20,00
43	LOBBY	20,00
44	LOBBY	20,00
45	LOBBY	20,00
46	LOBBY	20,00
47	LOBBY	20,00
48	LOBBY	20,00
49	LOBBY	20,00
50	LOBBY	20,00
51	LOBBY	20,00
52	LOBBY	20,00
53	LOBBY	20,00
54	LOBBY	20,00
55	LOBBY	20,00
56	LOBBY	20,00
57	LOBBY	20,00
58	LOBBY	20,00
59	LOBBY	20,00
60	LOBBY	20,00
61	LOBBY	20,00
62	LOBBY	20,00
63	LOBBY	20,00
64	LOBBY	20,00
65	LOBBY	20,00
66	LOBBY	20,00
67	LOBBY	20,00
68	LOBBY	20,00
69	LOBBY	20,00
70	LOBBY	20,00
71	LOBBY	20,00
72	LOBBY	20,00
73	LOBBY	20,00
74	LOBBY	20,00
75	LOBBY	20,00
76	LOBBY	20,00
77	LOBBY	20,00
78	LOBBY	20,00
79	LOBBY	20,00
80	LOBBY	20,00
81	LOBBY	20,00
82	LOBBY	20,00
83	LOBBY	20,00
84	LOBBY	20,00
85	LOBBY	20,00
86	LOBBY	20,00
87	LOBBY	20,00
88	LOBBY	20,00
89	LOBBY	20,00
90	LOBBY	20,00
91	LOBBY	20,00
92	LOBBY	20,00
93	LOBBY	20,00
94	LOBBY	20,00
95	LOBBY	20,00
96	LOBBY	20,00
97	LOBBY	20,00
98	LOBBY	20,00
99	LOBBY	20,00
100	LOBBY	20,00

COVERED AREA = 2000 SQ. FT.

### AREA STATEMENT OF BLOCK - C

#### • SECOND FLOOR :-

S.NO.	TYPE NAME	AREA (SQ. FT.)
1	LOBBY	20,00

COVERED AREA = 2000 SQ. FT.

### AREA STATEMENT OF BLOCK - B

#### • SECOND FLOOR :-

S.NO.	TYPE NAME	AREA (SQ. FT.)
1	CLUB HOUSE	11,00
2	RECREATION ROOM	20,00
3	OFFICE ROOM	20,00
4	STAFF ROOM	20,00
5	LOBBY	20,00

COVERED AREA = 9000 SQ. FT.

#### • FIRST FLOOR :-

S.NO.	TYPE NAME	AREA (SQ. FT.)
1	RECREATION ROOM	20,00
2	LOBBY	20,00
3	LOBBY	20,00
4	LOBBY	20,00

COVERED AREA = 8000 SQ. FT.

#### • SECOND FLOOR :-

S.NO.	TYPE NAME	AREA (SQ. FT.)
1	LOBBY	20,00
2	LOBBY	20,00
3	LOBBY	20,00
4	LOBBY	20,00
5	LOBBY	20,00
6	LOBBY	20,00

COVERED AREA = 12000 SQ. FT.

#### AREA DETAIL :-

1	COVERED AREA OF SECOND FLOOR	= 9000 SQ. FT.
2	COVERED AREA OF FIRST FLOOR	= 8000 SQ. FT.
3	COVERED AREA OF BLOCK	= 17000 SQ. FT.
4	COVERED AREA OF SECOND FLOOR	= 9000 SQ. FT.
5	COVERED AREA OF FIRST FLOOR	= 8000 SQ. FT.

#### AREA DETAIL :-

1	PERMANENT COVERED SURFACE	= 17000 SQ. FT.
2	ADAPTED COVERED SURFACE	= 0 SQ. FT.
3	TOTAL PERMANENT COVERED SURFACE	= 17000 SQ. FT.
4	TOTAL ADAPTED COVERED SURFACE	= 0 SQ. FT.
5	TOTAL COVERED AREA	= 17000 SQ. FT.

#### AREA DETAIL :-

TOTAL ADAPTED AREA = 0 SQ. FT.	
PERMANENT P.A.S.	= 17000
ADAPTED P.A.S.	= 0

APPROVED BY:   
 DATE:   
 PROJECT:   
 DRAWING NO:   
 SHEET NO: 

S.NO.	TYPE	AREA (SQ. FT.)
1	STRUCTURAL AREA	17000
2	COVERED AREA	17000
3	UNCOVERED	0
4	PLANTING	0

- 1. APPROVED BY: 
- 2. DATE: 
- 3. PROJECT: 
- 4. DRAWING NO: 
- 5. SHEET NO: 






Fig. 10



Fig. 11



Fig. 12



Fig. 13



Fig. 14



Fig. 15

**ELECTRICAL ENGINEERING**  
**AND** **MECHANICAL ENGINEERING**  
**INTERMEDIATE COURSE**  
**TECHNICAL DRAWING**  
**EXERCISES PART III - ISOMETRIC**  
**AND PERSPECTIVE DRAWING**  
**EXERCISES PART III - ISOMETRIC**  
**AND PERSPECTIVE DRAWING**

- EXERCISES:**
1. Isometric drawing of a cylinder.
  2. Isometric drawing of a cone.
  3. Isometric drawing of a sphere.
  4. Isometric drawing of a cube.

Sl. No.	Name of the Drawing	Date
1	Isometric drawing of a cylinder	
2	Isometric drawing of a cone	
3	Isometric drawing of a sphere	
4	Isometric drawing of a cube	



**PROPOSAL FOR CONSTRUCTION OF**  
**NEW BUILDING FOR THE**  
**DEPARTMENT OF...**  
**...**  
**...**  
**...**  
**...**  
**...**



**FIRST FLOOR**



**SECOND FLOOR**



**ROOF**

- REMARKS:**
- 1. SEE PLAN
  - 2. SEE PLAN

NO.	REVISION	DATE

