


[Illegible text]






## [Illegible Section Header]

[Illegible text]




[Illegible text]






| Date | Description | Debit | Credit | Balance |
|------|-------------|-------|--------|---------|
|      |             |       |        |         |
|      |             |       |        |         |
|      |             |       |        |         |
|      |             |       |        |         |
|      |             |       |        |         |
|      |             |       |        |         |
|      |             |       |        |         |
|      |             |       |        |         |
|      |             |       |        |         |
|      |             |       |        |         |
|      |             |       |        |         |
|      |             |       |        |         |
|      |             |       |        |         |
|      |             |       |        |         |
|      |             |       |        |         |
|      |             |       |        |         |
|      |             |       |        |         |
|      |             |       |        |         |
|      |             |       |        |         |
|      |             |       |        |         |
|      |             |       |        |         |



The following text is extremely faded and illegible. It appears to be a multi-paragraph document or a list of items. The text is arranged in several columns and rows, but the individual characters and words are not discernible.




THE  
MIDDLE  
CLASS  
IN  
THE  
NINETEENTH  
CENTURY

THE  
MIDDLE  
CLASS  
IN  
THE  
NINETEENTH  
CENTURY

| Date | Description | Debit | Credit |
|------|-------------|-------|--------|
| 1890 | Jan 1       |       |        |
| 1891 | Jan 1       |       |        |
| 1892 | Jan 1       |       |        |
| 1893 | Jan 1       |       |        |
| 1894 | Jan 1       |       |        |
| 1895 | Jan 1       |       |        |
| 1896 | Jan 1       |       |        |
| 1897 | Jan 1       |       |        |
| 1898 | Jan 1       |       |        |
| 1899 | Jan 1       |       |        |
| 1900 | Jan 1       |       |        |
| 1901 | Jan 1       |       |        |
| 1902 | Jan 1       |       |        |
| 1903 | Jan 1       |       |        |
| 1904 | Jan 1       |       |        |
| 1905 | Jan 1       |       |        |
| 1906 | Jan 1       |       |        |
| 1907 | Jan 1       |       |        |
| 1908 | Jan 1       |       |        |
| 1909 | Jan 1       |       |        |
| 1910 | Jan 1       |       |        |
| 1911 | Jan 1       |       |        |
| 1912 | Jan 1       |       |        |
| 1913 | Jan 1       |       |        |
| 1914 | Jan 1       |       |        |
| 1915 | Jan 1       |       |        |
| 1916 | Jan 1       |       |        |









**Fig. 1** Business Ethics, Business Performance, and Business Success

Business Ethics, Business Performance, and Business Success

Business Ethics, Business Performance, and Business Success

Business Ethics, Business Performance, and Business Success

Business Ethics, Business Performance, and Business Success

Business Ethics, Business Performance, and Business Success

Business Ethics, Business Performance, and Business Success

Business Ethics, Business Performance, and Business Success

Business Ethics, Business Performance, and Business Success

Business Ethics, Business Performance, and Business Success

Business Ethics, Business Performance, and Business Success

Business Ethics, Business Performance, and Business Success

Vertical text on the left margin, likely bleed-through from the reverse side of the page.

Main body of text, appearing as bleed-through from the reverse side of the page. The text is mostly illegible due to low contrast and blurring.




1. The first part of the document discusses the importance of maintaining accurate records of all transactions. This is essential for ensuring the integrity of the financial statements and for providing a clear audit trail. The records should be kept up-to-date and should be easily accessible to all relevant parties.

2. The second part of the document outlines the procedures for conducting a physical inventory count. This process is crucial for verifying the accuracy of the inventory records and for identifying any discrepancies. The count should be conducted at regular intervals and should be performed by a team of trained personnel.

3. The third part of the document describes the methods for reconciling the inventory records with the financial statements. This involves comparing the physical count results with the recorded inventory values and identifying any differences. The reasons for these differences should be investigated and documented.

4. The fourth part of the document provides a summary of the key findings and recommendations. It emphasizes the need for ongoing monitoring and improvement of the inventory management process. Regular training and updates to the procedures are essential for maintaining the highest standards of accuracy and control.





## Section 1: Introduction

The first paragraph of the document discusses the importance of understanding the underlying principles of the system being analyzed. It highlights the need for a comprehensive approach that considers both theoretical and practical aspects.

The second paragraph delves into the specific challenges faced by practitioners in this field. It emphasizes the complexity of the data and the need for robust analytical tools to extract meaningful insights.

The third paragraph outlines the objectives of the study and the scope of the research. It aims to provide a clear framework for the subsequent analysis and to identify key areas for further investigation.


The fourth paragraph discusses the methodology employed in the study. It details the data collection process, the statistical models used, and the validation techniques to ensure the reliability of the results.

The fifth paragraph presents the initial findings of the study. It shows that there are significant correlations between the variables being studied, which supports the hypothesis of the research.

The sixth paragraph provides a detailed analysis of the results. It breaks down the data into smaller segments and discusses the implications of each finding in the context of the overall study.

The seventh paragraph concludes the study by summarizing the key findings and their practical implications. It offers recommendations for future research and suggests ways to apply the results in real-world scenarios.


The final paragraph provides a closing statement, expressing the authors' gratitude to the funding agencies and the participants who made the study possible. It also includes contact information for further inquiries.



## Section 1: Introduction

The following text is a placeholder for the main body of the document. It contains several lines of text that are mostly illegible due to the low resolution of the scan. The text appears to be organized into paragraphs, with some lines starting with what might be bullet points or section markers. The overall structure suggests a formal document or report.





### Section 1: Introduction

Text in the left column, first section.

Text in the middle column, first section.


Text in the right column, first section.

### Section 2: Discussion

Text in the left column, second section.


Text in the middle column, second section.

Text in the right column, second section.



[The following text is extremely faint and illegible due to low contrast and blurring. It appears to be a multi-column layout with several paragraphs of text.]





Section 1: Introduction


Section 2: Methodology

Section 3: Results


Section 4: Discussion

Section 5: Conclusion





The following text is extremely blurry and illegible. It appears to be a list or a series of entries, possibly a table of contents or a list of references. The text is organized into columns and rows, but the individual words and numbers are not discernible.



1. Introduction

2. Methodology

3. Results

The first part of the study focuses on the analysis of the data collected during the experiment. The results show that there is a significant difference between the two groups. The second part of the study discusses the implications of these findings and suggests further research. The third part of the study concludes the paper and summarizes the main findings.

4. Discussion

The findings of this study have important implications for the field of research. It suggests that there is a need for further research in this area. The study also highlights the importance of proper methodology and data analysis in research.


The first part of the document discusses the importance of maintaining accurate records of all transactions. It emphasizes that every entry should be supported by a valid receipt or invoice. This not only helps in tracking expenses but also ensures compliance with tax regulations.

In the second section, the author outlines the various methods used to collect and analyze data. These include surveys, interviews, and focus groups. Each method has its own strengths and weaknesses, and the choice of method depends on the specific research objectives.

The third section provides a detailed overview of the data analysis process. It covers the steps from data collection to the final interpretation of results. Key techniques such as regression analysis and correlation are discussed in detail.

Finally, the document concludes with a summary of the findings and a list of recommendations for future research. It highlights the need for continued research in this field and suggests several areas that warrant further investigation.


| Category       | Item            | Value  |
|----------------|-----------------|--------|
| Electronics    | Smartphone      | \$1200 |
|                | Laptop          | \$1500 |
|                | Tablet          | \$800  |
| Clothing       | Winter Jacket   | \$250  |
|                | Summer Dress    | \$150  |
| Home Goods     | Refrigerator    | \$1800 |
|                | Washing Machine | \$1200 |
|                | Dishwasher      | \$900  |
|                | Stove           | \$700  |
| Transportation | Gasoline        | \$150  |
|                | Car Insurance   | \$300  |




THE GREAT HALL, BIRMINGHAM

THE GREAT HALL, BIRMINGHAM

THE GREAT HALL, BIRMINGHAM  
THE GREAT HALL, BIRMINGHAM  
THE GREAT HALL, BIRMINGHAM  
THE GREAT HALL, BIRMINGHAM





THE JOURNAL OF THE AMERICAN MEDICAL ASSOCIATION  
PUBLISHED WEEKLY  
CHICAGO, ILL., MAY 11, 1938

THE JOURNAL OF THE AMERICAN MEDICAL ASSOCIATION  
PUBLISHED WEEKLY  
CHICAGO, ILL., MAY 11, 1938

THE JOURNAL OF THE AMERICAN MEDICAL ASSOCIATION  
PUBLISHED WEEKLY  
CHICAGO, ILL., MAY 11, 1938