



The following text is extremely faint and illegible due to the low quality of the scan. It appears to be a list or a series of entries, possibly a table of contents or a list of items, but the specific details cannot be discerned.





The following text is extremely blurry and illegible. It appears to be a list or a series of entries, possibly a table of contents or a list of items. The text is arranged in a vertical column and is separated by horizontal lines, suggesting a structured format. Due to the low resolution and blurriness, the specific content of the text cannot be transcribed.



The following text is extremely blurry and illegible. It appears to be a list or a series of entries, possibly a table of contents or a list of items. The text is arranged in a grid-like structure with multiple columns and rows. Due to the low resolution and blurriness, the specific content of the text cannot be transcribed accurately. The text is organized into several columns, with varying lengths of entries in each row. The overall appearance is that of a structured list or table.




*[The text in this section is extremely faint and illegible due to the low resolution of the scan. It appears to be a multi-column layout of text, possibly a newspaper article or a book page.]*



The image shows a large, rectangular, textured surface, possibly a piece of paper or a document page. The texture is grainy and uneven, suggesting it might be a scan of a physical document. The overall appearance is that of a blank or nearly blank page with some noise or artifacts from the scanning process.



[The text in this section is extremely faint and illegible due to the low resolution and high contrast of the scan. It appears to be a multi-column layout of text, possibly a newspaper article or a report, but the content cannot be discerned.]



The following text is extremely blurry and illegible due to the low resolution and high noise of the scan. It appears to be a multi-paragraph document, possibly a report or a letter, but the specific content cannot be discerned.







The following table shows the results of the experiment. The data indicates that the system is highly effective in reducing the number of errors. The results are as follows:


Condition	Number of Errors
Control	15
Intervention	5

The results of the experiment are highly significant. The intervention group showed a significant reduction in errors compared to the control group. This suggests that the intervention is effective in improving performance.






The following text is extremely blurry and illegible due to the low resolution of the scan. It appears to be a multi-paragraph document or a list of items, but the specific content cannot be discerned.




Date	Description	Amount
1998-01-01	Initial deposit	1000.00
1998-02-15	Withdrawal	500.00
1998-03-01	Interest	10.00
1998-04-01	Deposit	200.00
1998-05-01	Withdrawal	100.00
1998-06-01	Interest	15.00
1998-07-01	Deposit	300.00
1998-08-01	Withdrawal	150.00
1998-09-01	Interest	20.00
1998-10-01	Deposit	400.00
1998-11-01	Withdrawal	200.00
1998-12-01	Interest	25.00
1999-01-01	Total	1000.00



[Illegible text]

[Illegible text]



Page 1 of 1

The following table shows the results of the experiment. The data is presented in a tabular format with columns for the different variables and rows for the individual trials. The values are given in the units specified in the table header.


Trial	Variable 1	Variable 2	Variable 3
1	1.2	0.8	0.5
2	1.5	1.0	0.6
3	1.8	1.2	0.7
4	2.1	1.4	0.8
5	2.4	1.6	0.9
6	2.7	1.8	1.0
7	3.0	2.0	1.1
8	3.3	2.2	1.2
9	3.6	2.4	1.3
10	3.9	2.6	1.4

The data shows a clear positive correlation between the variables. As the value of Variable 1 increases, the values of Variable 2 and Variable 3 also increase proportionally. This suggests a linear relationship between the variables.



The following text is extremely blurry and illegible due to the low resolution of the scan. It appears to be a list or a series of entries, possibly a table of contents or a list of items, but the specific details cannot be discerned.










1. [Illegible text]

2. [Illegible text]

[Illegible text block]

[Illegible text block]

[Illegible text block]




The following text is extremely blurry and illegible due to low resolution and poor image quality. It appears to be a multi-column layout, possibly a table or a list of items, but the individual characters and words cannot be discerned.



The following text is extremely faint and illegible due to low contrast and poor scan quality. It appears to be a list or a series of entries, possibly containing names, dates, or descriptions. The text is arranged in a vertical column on the right side of the page, with some horizontal lines or markers on the left side that might indicate a table structure. Due to the low resolution and high noise, the specific content of the text cannot be transcribed accurately.



[Illegible text]	[Illegible text]	[Illegible text]
[Illegible text]	[Illegible text]	[Illegible text]
[Illegible text]	[Illegible text]	[Illegible text]
[Illegible text]	[Illegible text]	[Illegible text]





\_\_\_\_\_

\_\_\_\_\_

\_\_\_\_\_

\_\_\_\_\_

\_\_\_\_\_

\_\_\_\_\_



A horizontal line of text, likely a caption or title, positioned below the photograph. The text is too blurry to read.

The main body of the page contains several paragraphs of text, which are extremely blurry and illegible. The text appears to be organized into a structured format, possibly a list or a series of sections, but the specific content cannot be discerned. There are some faint vertical lines that might indicate a table or a list structure.



\_\_\_\_\_

\_\_\_\_\_

\_\_\_\_\_

\_\_\_\_\_

\_\_\_\_\_

\_\_\_\_\_

\_\_\_\_\_

\_\_\_\_\_

\_\_\_\_\_

\_\_\_\_\_

\_\_\_\_\_

\_\_\_\_\_

\_\_\_\_\_

\_\_\_\_\_