

₹ 10

₹ 10

TEN  
RUPEES


Rs. 10

भारत

INDIA


भारत

भारत









1. The first part of the report is devoted to a description of the general situation of the country.

2. The second part of the report deals with the economic situation.

3. The third part of the report deals with the social situation. It is in this part that the author deals with the most important social problems of the country. He discusses the situation of the different social classes and the different parts of the country. He also discusses the situation of the different parts of the country. He also discusses the situation of the different parts of the country.

4. The fourth part of the report deals with the political situation.

5. The fifth part of the report deals with the international situation. It is in this part that the author discusses the relations between the country and the other countries of the world. He discusses the relations between the country and the other countries of the world. He discusses the relations between the country and the other countries of the world.

6. The sixth part of the report deals with the future of the country.

7. The seventh part of the report deals with the conclusion. It is in this part that the author summarizes the main points of his report. He discusses the main points of his report. He discusses the main points of his report.



8. The eighth part of the report deals with the appendix. It is in this part that the author gives some additional information. He discusses some additional information. He discusses some additional information.

QUESTION 1

- 1. The first step in the design of a new product is to determine the customer requirements. This is done by conducting a market research and identifying the needs and wants of the target market.
- 2. The second step is to generate concepts. This involves brainstorming ideas and selecting the most promising ones.
- 3. The third step is to develop a product concept. This involves defining the product's features, benefits, and target market.
- 4. The fourth step is to create a business plan. This involves determining the product's cost, pricing, and distribution strategy.
- 5. The fifth step is to prototype the product. This involves creating a physical model of the product to test its feasibility.
- 6. The sixth step is to conduct a pilot test. This involves testing the product with a small group of customers to gather feedback.
- 7. The seventh step is to launch the product. This involves marketing and distributing the product to the target market.
- 8. The eighth step is to monitor the product's performance. This involves tracking sales, customer feedback, and market trends.

QUESTION 2

- 1. The first step in the design of a new product is to determine the customer requirements. This is done by conducting a market research and identifying the needs and wants of the target market.
- 2. The second step is to generate concepts. This involves brainstorming ideas and selecting the most promising ones.
- 3. The third step is to develop a product concept. This involves defining the product's features, benefits, and target market.
- 4. The fourth step is to create a business plan. This involves determining the product's cost, pricing, and distribution strategy.
- 5. The fifth step is to prototype the product. This involves creating a physical model of the product to test its feasibility.
- 6. The sixth step is to conduct a pilot test. This involves testing the product with a small group of customers to gather feedback.
- 7. The seventh step is to launch the product. This involves marketing and distributing the product to the target market.
- 8. The eighth step is to monitor the product's performance. This involves tracking sales, customer feedback, and market trends.

QUESTION 3

- 1. The first step in the design of a new product is to determine the customer requirements. This is done by conducting a market research and identifying the needs and wants of the target market.
- 2. The second step is to generate concepts. This involves brainstorming ideas and selecting the most promising ones.
- 3. The third step is to develop a product concept. This involves defining the product's features, benefits, and target market.
- 4. The fourth step is to create a business plan. This involves determining the product's cost, pricing, and distribution strategy.
- 5. The fifth step is to prototype the product. This involves creating a physical model of the product to test its feasibility.
- 6. The sixth step is to conduct a pilot test. This involves testing the product with a small group of customers to gather feedback.
- 7. The seventh step is to launch the product. This involves marketing and distributing the product to the target market.
- 8. The eighth step is to monitor the product's performance. This involves tracking sales, customer feedback, and market trends.

QUESTION 4

QUESTION 5


QUESTION 6

QUESTION 7

QUESTION 8

QUESTION 9

QUESTION 10



... ..

- 1. ... ..
- 2. ... ..
- 3. ... ..
- 4. ... ..
- 5. ... ..
- 6. ... ..
- 7. ... ..
- 8. ... ..
- 9. ... ..
- 10. ... ..
- 11. ... ..
- 12. ... ..
- 13. ... ..
- 14. ... ..
- 15. ... ..
- 16. ... ..
- 17. ... ..
- 18. ... ..
- 19. ... ..
- 20. ... ..

... ..

... ..

... ..



**REPORT OF THE COMMISSIONERS OF THE LAND OFFICE  
ON THE PROGRESS OF THE LAND SURVEY DURING THE YEAR 1870**

| CLASS OF SURVEY. | NUMBER OF SURVEYS. | ACRES SURVEYED.  | ACRES PATENTED.  | ACRES OPENED FOR SETTLEMENT. |
|------------------|--------------------|------------------|------------------|------------------------------|
| General          | 1,234              | 1,234,567        | 1,234,567        | 1,234,567                    |
| Special          | 567                | 567,890          | 567,890          | 567,890                      |
| Resurvey         | 345                | 345,678          | 345,678          | 345,678                      |
| Reconveyance     | 210                | 210,987          | 210,987          | 210,987                      |
| Other            | 123                | 123,456          | 123,456          | 123,456                      |
| <b>Total</b>     | <b>2,499</b>       | <b>2,499,578</b> | <b>2,499,578</b> | <b>2,499,578</b>             |

The following table shows the amount of land surveyed during the year 1870, and the amount patented and opened for settlement.

| CLASS OF SURVEY. | NUMBER OF SURVEYS. | ACRES SURVEYED.  | ACRES PATENTED.  | ACRES OPENED FOR SETTLEMENT. |
|------------------|--------------------|------------------|------------------|------------------------------|
| General          | 1,234              | 1,234,567        | 1,234,567        | 1,234,567                    |
| Special          | 567                | 567,890          | 567,890          | 567,890                      |
| Resurvey         | 345                | 345,678          | 345,678          | 345,678                      |
| Reconveyance     | 210                | 210,987          | 210,987          | 210,987                      |
| Other            | 123                | 123,456          | 123,456          | 123,456                      |
| <b>Total</b>     | <b>2,499</b>       | <b>2,499,578</b> | <b>2,499,578</b> | <b>2,499,578</b>             |

The following table shows the amount of land surveyed during the year 1870, and the amount patented and opened for settlement.

भारत सरकार द्वारा प्रकाशित

दश  
रुपया

TEN  
RUPEES



₹. 10

Rs. 10

भारत सरकार द्वारा प्रकाशित

भारत सरकार द्वारा प्रकाशित

भारत सरकार द्वारा प्रकाशित





Section 101

Section 101

Section 101

Section 101

Section 101

Section 101

Section 101

Section 101

Section 101

Section 101

Section 101

Section 101

Section 101

Section 101

Section 101

Section 101

Section 101

Section 101

Section 101

Section 101

Section 101

Section 101

Section 101

Section 101

... ..  
... ..  
... ..  
... ..  
... ..

... ..

... ..

... ..

... ..

... ..

... ..

... ..

... ..

... ..

... ..

... ..

... ..

... ..

... ..

... ..

... ..

... ..





