



Figure 1. A geometric diagram showing a circle with points A through Z and various connecting lines.

Figure 2. A diagram showing a circle with points A through Z and various connecting lines, similar to Figure 1 but with different connections.







Figure 3.

Figure 4. A diagram showing a circle with points A through Z and various connecting lines, similar to Figure 1 but with different connections.


The diagram shows a circle with points A through Z. The points are arranged in a roughly circular pattern. Lines connect the points to form various shapes, including triangles and quadrilaterals. Some lines are solid, while others are dashed. The diagram appears to be a technical drawing or a proof of a geometric theorem. The text below the diagram is a series of lines, possibly a list of points or a description of the diagram. The text is written in a stylized font and is difficult to read. It appears to be a list of points or a description of the diagram. The text is written in a stylized font and is difficult to read. It appears to be a list of points or a description of the diagram.



















Handwritten text, possibly a signature or date, located in the lower-left quadrant of the page. The ink is dark and the handwriting is somewhat cursive.

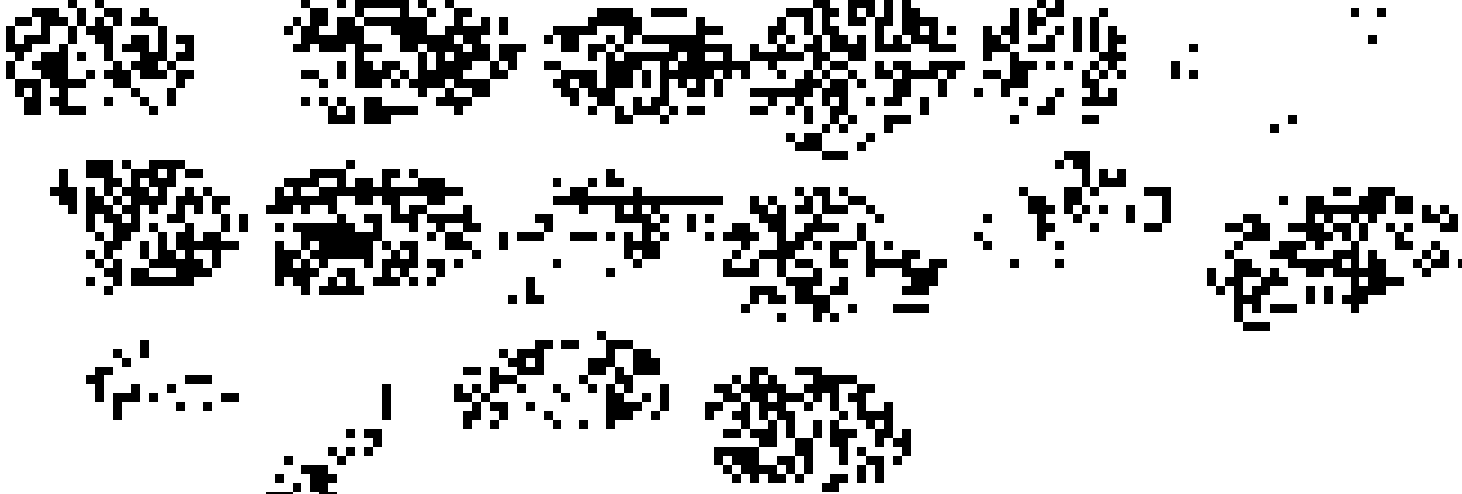

Small handwritten text or initials located near the bottom center of the page.

A thick, dark horizontal line or bar at the very bottom of the page, possibly a scanning artifact or a redaction mark.

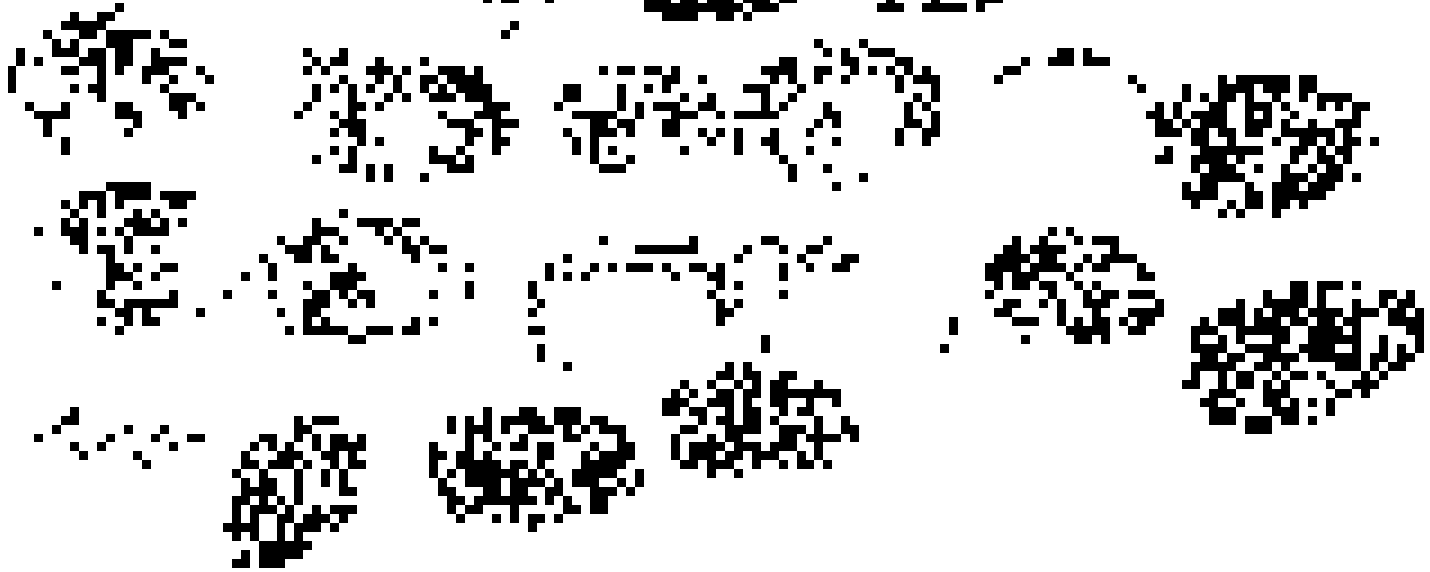



Handwritten text at the top of the page, possibly a title or header, including the word "Lecture".

Handwritten text in the lower middle section of the page.










Handwritten text at the top of the page, possibly a header or title, including the word "L'ESPERANCE".

Handwritten text in the lower half of the page, appearing to be a list or a series of entries.

Year	1950	1951	1952	1953	1954	1955	1956	1957	1958	1959	1960
Population	100	105	110	115	120	125	130	135	140	145	150
Area	100	100	100	100	100	100	100	100	100	100	100
Production	100	105	110	115	120	125	130	135	140	145	150










The following information is provided for your reference:
 The total number of units is 100.
 The number of units in each category is as follows:
 Category A: 20 units
 Category B: 30 units
 Category C: 40 units
 Category D: 10 units









...

76

.


...

...


...

...

...



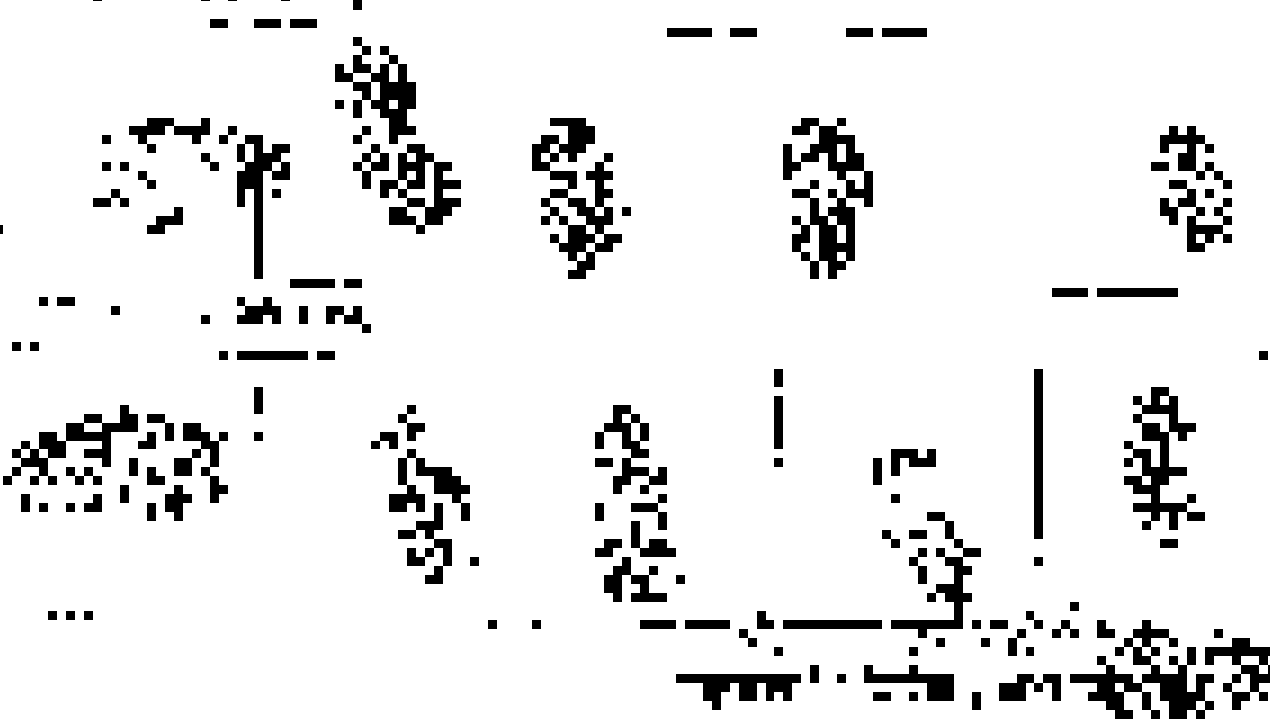









THE HISTORY OF THE



OF THE







.

.







THE UNIVERSITY OF CHICAGO

PHYSICS DEPARTMENT




PHYSICS 435

LECTURE 1

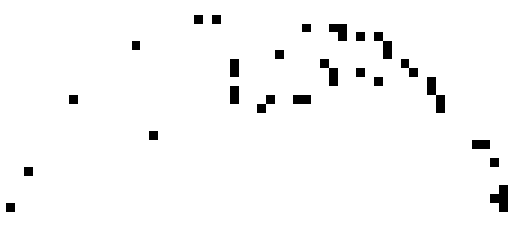
THE QUANTUM THEORY OF LIGHT

BY



.

.



.

THE UNIVERSITY OF CHICAGO

PHYSICS DEPARTMENT

PHYSICS 439


PROBLEM SET 1

Due: Monday, September 10, 2012

1. A particle of mass m moves in a potential $V(x) = \frac{1}{2}kx^2$. The wave function $\psi(x, t)$ is given by $\psi(x, t) = A e^{-i(E_0 t - k_0 x)} e^{-\frac{1}{2}kx^2}$. Find the energy E_0 and wave number k_0 .

2. A particle of mass m moves in a potential $V(x) = \frac{1}{2}kx^2$. The wave function $\psi(x, t)$ is given by $\psi(x, t) = A e^{-i(E_0 t - k_0 x)} e^{-\frac{1}{2}kx^2}$. Find the energy E_0 and wave number k_0 .


3. A particle of mass m moves in a potential $V(x) = \frac{1}{2}kx^2$. The wave function $\psi(x, t)$ is given by $\psi(x, t) = A e^{-i(E_0 t - k_0 x)} e^{-\frac{1}{2}kx^2}$. Find the energy E_0 and wave number k_0 .



1
2
3
4
5
6
7
8
9
10
11
12
13
14
15
16
17
18
19
20
21
22
23
24
25
26
27
28
29
30
31
32
33
34
35
36
37
38
39
40
41
42
43
44
45
46
47
48
49
50
51
52
53
54
55
56
57
58
59
60
61
62
63
64
65
66
67
68
69
70
71
72
73
74
75
76
77
78
79
80
81
82
83
84
85
86
87
88
89
90
91
92
93
94
95
96
97
98
99
100







1




Handwritten text in the first section, possibly a title or introductory paragraph.

Handwritten symbol	Handwritten symbol	Handwritten symbol	Handwritten symbol	Handwritten symbol
Handwritten symbol	Handwritten symbol	Handwritten symbol	Handwritten symbol	Handwritten symbol

Handwritten text in the second section, possibly a continuation of the previous section.

Handwritten symbol	Handwritten symbol	Handwritten symbol	Handwritten symbol	Handwritten symbol
Handwritten symbol	Handwritten symbol	Handwritten symbol	Handwritten symbol	Handwritten symbol

Handwritten text in the third section, possibly a conclusion or final notes.



⋮

⋮
⋮
⋮

⋮
⋮

⋮
⋮
⋮
⋮

⋮



Handwritten text at the top of the page, possibly a title or header.



Handwritten text in the upper middle section of the page.

Main body of handwritten text, consisting of several lines of cursive script.

Handwritten text in the lower middle section of the page.

Main body of handwritten text in the lower section of the page.

Handwritten text at the bottom of the page, possibly a signature or date.



1875

1876

1877

1878


1879

1880


1881

1882


1883







THE UNIVERSITY OF CHICAGO PRESS
50 EAST LEXINGTON AVENUE
NEW YORK, N. Y. 10017




1968




THE UNIVERSITY OF CHICAGO PRESS
50 EAST LEXINGTON AVENUE
NEW YORK, N. Y. 10017




THE UNIVERSITY OF CHICAGO PRESS
50 EAST LEXINGTON AVENUE
NEW YORK, N. Y. 10017







THE HISTORY OF THE
CITY OF BOSTON
FROM 1630 TO 1800



MAP OF BOSTON, MASSACHUSETTS, SHOWING THE CITY LAYOUT AND SURROUNDING AREAS.

THE UNIVERSITY OF CHICAGO
LIBRARY



UNIVERSITY OF CHICAGO
LIBRARY

התאחדות המורים והתלמידים

התאחדות המורים והתלמידים
 מודיעת על פתיחת שנת הלימודים תשס"ח

בשנת הלימודים תשס"ח יתקיימו
 בחברתנו שיעורי לימודים ושיעורי
 חינוך ופנאי.


השיעורים יתקיימו
 בחדרי הלימודים ובחדרי
 הפנאי. שיעורי הלימודים
 יתקיימו בשעות הבוקר
 והערב. שיעורי החינוך
 ופנאי יתקיימו בשעות
 הצהריים.


התאחדות המורים והתלמידים
 מודיעת על פתיחת שנת הלימודים
 תשס"ח.

בשנת הלימודים תשס"ח יתקיימו
 בחברתנו שיעורי לימודים ושיעורי
 חינוך ופנאי.

השיעורים יתקיימו
 בחדרי הלימודים ובחדרי
 הפנאי. שיעורי הלימודים
 יתקיימו בשעות הבוקר
 והערב. שיעורי החינוך
 ופנאי יתקיימו בשעות
 הצהריים.

תשס"ח















1870

1871

1872












Handwritten notes at the top of the page, including the word "TODAY" and some illegible scribbles.


Handwritten notes in the middle section, starting with "I am" and "I am".

Main body of handwritten notes, consisting of several lines of cursive text.

Handwritten notes at the bottom of the page, including the word "TODAY" and some illegible scribbles.










1. The first part of the document discusses the importance of maintaining accurate records of all transactions. It emphasizes that proper record-keeping is essential for the integrity of the financial system and for the ability to detect and prevent fraud.

2. The second part of the document outlines the specific requirements for record-keeping, including the need to maintain original documents and to keep copies of all transactions. It also discusses the importance of ensuring that records are accessible and up-to-date.

3. The third part of the document discusses the role of the auditor in verifying the accuracy of the records. It emphasizes that the auditor must exercise due diligence and must be able to trace all transactions back to their source.

4. The fourth part of the document discusses the consequences of failing to maintain accurate records. It notes that such failures can lead to the loss of trust in the financial system and can result in severe penalties.

Date	Description	Amount	Account	Reference
1998-01-01	Opening Balance	1000.00	Current	
1998-01-15	Deposit	500.00	Current	101
1998-01-20	Withdrawal	200.00	Current	102
1998-02-01	Deposit	750.00	Current	103
1998-02-10	Withdrawal	300.00	Current	104
1998-02-25	Deposit	600.00	Current	105
1998-03-05	Withdrawal	400.00	Current	106
1998-03-15	Deposit	800.00	Current	107
1998-03-20	Withdrawal	500.00	Current	108
1998-03-30	Deposit	900.00	Current	109
1998-04-01	Withdrawal	600.00	Current	110
1998-04-10	Deposit	700.00	Current	111
1998-04-20	Withdrawal	800.00	Current	112
1998-04-30	Deposit	600.00	Current	113
1998-05-05	Withdrawal	700.00	Current	114
1998-05-15	Deposit	800.00	Current	115
1998-05-25	Withdrawal	900.00	Current	116
1998-06-01	Deposit	700.00	Current	117
1998-06-10	Withdrawal	800.00	Current	118
1998-06-20	Deposit	900.00	Current	119
1998-06-30	Withdrawal	700.00	Current	120
1998-07-01	Deposit	800.00	Current	121
1998-07-10	Withdrawal	900.00	Current	122
1998-07-20	Deposit	700.00	Current	123
1998-07-30	Withdrawal	800.00	Current	124
1998-08-01	Deposit	900.00	Current	125
1998-08-10	Withdrawal	700.00	Current	126
1998-08-20	Deposit	800.00	Current	127
1998-08-30	Withdrawal	900.00	Current	128
1998-09-01	Deposit	700.00	Current	129
1998-09-10	Withdrawal	800.00	Current	130
1998-09-20	Deposit	900.00	Current	131
1998-09-30	Withdrawal	700.00	Current	132
1998-10-01	Deposit	800.00	Current	133
1998-10-10	Withdrawal	900.00	Current	134
1998-10-20	Deposit	700.00	Current	135
1998-10-30	Withdrawal	800.00	Current	136
1998-11-01	Deposit	900.00	Current	137
1998-11-10	Withdrawal	700.00	Current	138
1998-11-20	Deposit	800.00	Current	139
1998-11-30	Withdrawal	900.00	Current	140
1998-12-01	Deposit	700.00	Current	141
1998-12-10	Withdrawal	800.00	Current	142
1998-12-20	Deposit	900.00	Current	143
1998-12-30	Withdrawal	700.00	Current	144
1998-12-31	Closing Balance	1000.00	Current	



The first part of the document discusses the importance of maintaining accurate records. It emphasizes that proper record-keeping is essential for ensuring the integrity and reliability of the data collected. This section also outlines the various methods used to collect and analyze the data, highlighting the challenges faced during the process.

The second part of the document provides a detailed description of the experimental setup. It includes information about the equipment used, the procedures followed, and the conditions under which the data was collected. This section is crucial for understanding the context and limitations of the study.

The third part of the document presents the results of the study. It includes a series of tables and graphs that illustrate the data collected. The results show a clear trend, indicating that the data collected is consistent with the theoretical predictions. This section also discusses the implications of the findings and the potential applications of the study.

Time (min)	Temperature (°C)	Pressure (atm)	Volume (L)	Mass (g)
0	25.0	1.013	0.000	0.000
10	25.5	1.015	0.005	0.005
20	26.0	1.017	0.010	0.010
30	26.5	1.019	0.015	0.015
40	27.0	1.021	0.020	0.020
50	27.5	1.023	0.025	0.025
60	28.0	1.025	0.030	0.030
70	28.5	1.027	0.035	0.035
80	29.0	1.029	0.040	0.040
90	29.5	1.031	0.045	0.045
100	30.0	1.033	0.050	0.050



1. The first part of the document discusses the importance of maintaining accurate records of all transactions. This is essential for ensuring the integrity of the financial statements and for providing a clear audit trail.


2. The second part of the document outlines the various methods used to collect and analyze data. These methods include direct observation, interviews, and the use of statistical techniques.

3. The third part of the document describes the results of the study. It shows that there is a significant correlation between the variables being studied, and that the findings are consistent with previous research in the field.


4. The fourth part of the document discusses the implications of the study. It suggests that the findings have important implications for practice and for further research.


5. The fifth part of the document concludes the study and provides a summary of the key findings.


Year	Q1	Q2	Q3	Q4
2010	12.5	15.2	18.7	21.3
2011	14.1	17.8	21.5	24.9
2012	16.3	20.1	24.6	28.2
2013	18.7	23.4	28.9	32.5
2014	21.2	26.8	32.1	36.7
2015	23.5	29.3	35.4	39.8
2016	25.8	31.7	38.2	42.1
2017	28.1	34.2	41.5	45.3
2018	30.4	36.8	44.1	48.6
2019	32.7	39.5	46.8	51.2
2020	35.0	42.1	49.5	53.8



•
•
•







THE UNIVERSITY OF CHICAGO

PHYSICS DEPARTMENT

5720 S. UNIVERSITY AVE.

CHICAGO, ILL. 60637

TEL: 773-936-3636

FAX: 773-936-3636

WWW.PHYSICS.UCHICAGO.EDU

PHYSICS 309

LECTURE 1

MECHANICS

1.1. Kinematics

1.2. Dynamics

1.3. Energy



1.4. Angular momentum

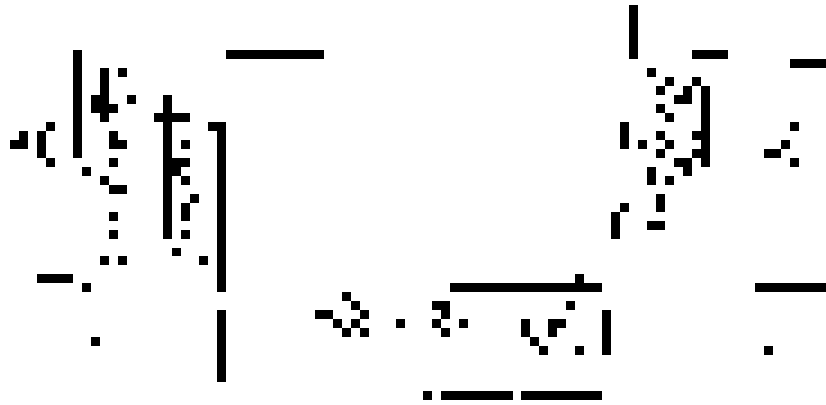
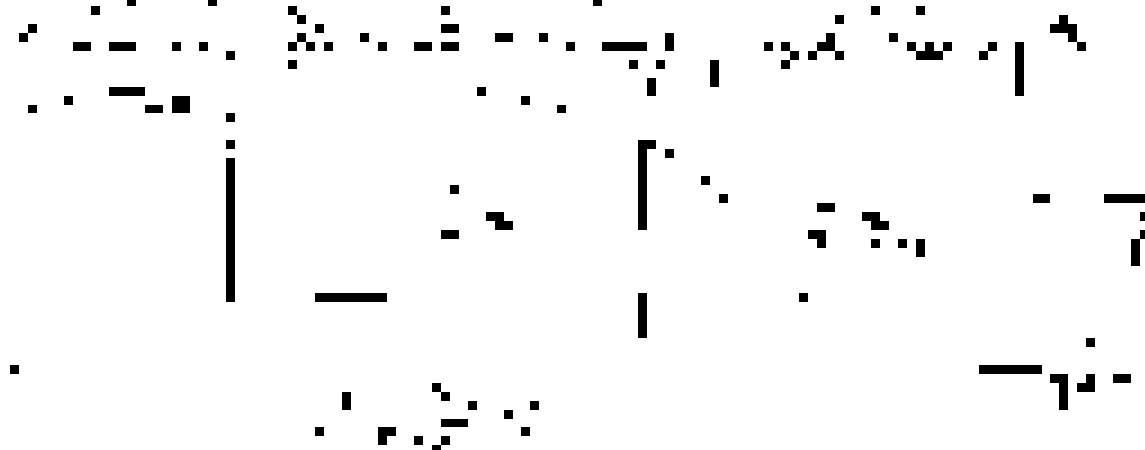
1.5. Oscillations

1.6. Relativity

1.7. Quantum mechanics

1.8. Electromagnetism







1. The first part of the document is a list of names and addresses of the members of the committee.

2. The second part of the document is a list of the names and addresses of the members of the committee who have been elected to the office of the chairperson.

1. Mr. A. B. C.	2. Mr. D. E. F.	3. Mr. G. H. I.	4. Mr. J. K. L.	5. Mr. M. N. O.
-----------------	-----------------	-----------------	-----------------	-----------------

3. The third part of the document is a list of the names and addresses of the members of the committee who have been elected to the office of the secretary.

1. Mr. P. Q. R.	2. Mr. S. T. U.	3. Mr. V. W. X.	4. Mr. Y. Z. A.	5. Mr. B. C. D.
-----------------	-----------------	-----------------	-----------------	-----------------

4. The fourth part of the document is a list of the names and addresses of the members of the committee who have been elected to the office of the treasurer.


5. The fifth part of the document is a list of the names and addresses of the members of the committee who have been elected to the office of the clerk.

1. Mr. E. F. G.	2. Mr. H. I. J.	3. Mr. K. L. M.	4. Mr. N. O. P.	5. Mr. Q. R. S.
-----------------	-----------------	-----------------	-----------------	-----------------

6. The sixth part of the document is a list of the names and addresses of the members of the committee who have been elected to the office of the auditor.






1. Mr. T. U. V.	2. Mr. W. X. Y.	3. Mr. Z. A. B.	4. Mr. C. D. E.	5. Mr. F. G. H.
-----------------	-----------------	-----------------	-----------------	-----------------

7. The seventh part of the document is a list of the names and addresses of the members of the committee who have been elected to the office of the assessor.





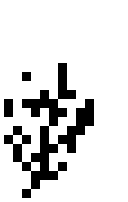


לקט מחקר על תוכנית הלימודים במתמטיקה

המחקר נערך במסגרת תוכנית מחקר על ידי מרצה בכיר במחלקת מתמטיקה, אוניברסיטת תל אביב. מטרת המחקר היא לבחון את יעילות שיטות הוראה חדשות במתמטיקה.



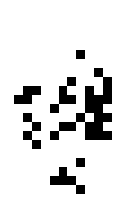


				
---	---	---	--	---

התוצאות הראשוניות:

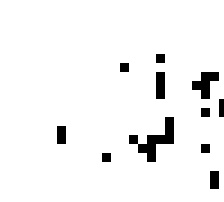
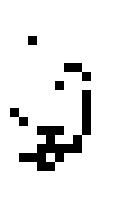



				
--	--	--	---	--

המשקל הממוצע של התוצאות:

הנתונים להלן מפרטים את התוצאות הממוצעות של כל קבוצת מחקר, וכן את הממוצע הכללי של כל התלמידים המשתתפים במחקר.


				
---	---	---	--	---

הממוצע הכללי:

				
---	---	---	--	---


הממוצע הכללי של התלמידים:

הממוצע:



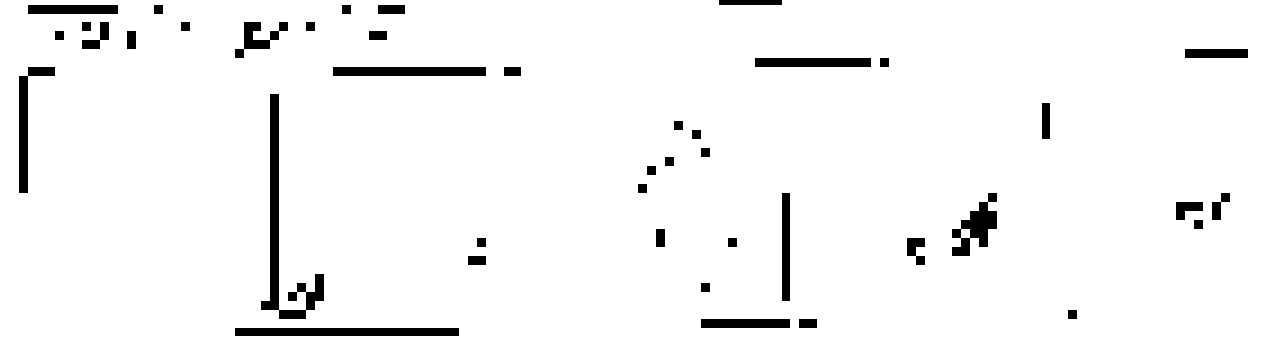

THE 1988 MEMORANDUM OF UNDERSTANDING BETWEEN THE

GOVERNMENT OF CANADA AND THE
GOVERNMENT OF THE UNITED STATES OF AMERICA



1910

...



...



...



विद्यार्थी नाम: _____

प्रश्न: निम्नलिखित पदों के अर्थ लिखिए।

अ. अक्षय	ब. अक्षय	ग. अक्षय
द. अक्षय	घ. अक्षय	च. अक्षय

प्रश्न: निम्नलिखित पदों के अर्थ लिखिए।

प्रश्न: निम्नलिखित पदों के अर्थ लिखिए।

अ. अक्षय

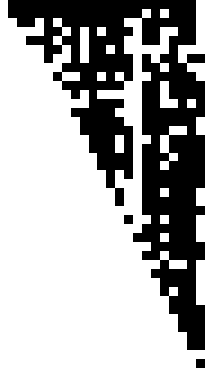
अ. अक्षय	ब. अक्षय	ग. अक्षय	घ. अक्षय
च. अक्षय	द. अक्षय	ध. अक्षय	नि. अक्षय

अ. अक्षय

अ. अक्षय	ब. अक्षय	ग. अक्षय	घ. अक्षय
च. अक्षय	द. अक्षय	ध. अक्षय	नि. अक्षय

अ. अक्षय





.



THE UNIVERSITY OF CHICAGO
DEPARTMENT OF CHEMISTRY

Table with 4 columns and 10 rows of data. The columns are labeled with chemical symbols and units. The rows contain numerical values and chemical formulas.

Symbol	Unit	Value	Formula
α		0.15	$\text{C}_2\text{H}_5\text{OH}$
β		0.25	$\text{C}_2\text{H}_5\text{OH}$
γ		0.35	$\text{C}_2\text{H}_5\text{OH}$
δ		0.45	$\text{C}_2\text{H}_5\text{OH}$
ϵ		0.55	$\text{C}_2\text{H}_5\text{OH}$
ζ		0.65	$\text{C}_2\text{H}_5\text{OH}$
η		0.75	$\text{C}_2\text{H}_5\text{OH}$
θ		0.85	$\text{C}_2\text{H}_5\text{OH}$
ι		0.95	$\text{C}_2\text{H}_5\text{OH}$
κ		1.05	$\text{C}_2\text{H}_5\text{OH}$

TABLE I
continued

Table with 4 columns and 10 rows of data. The columns are labeled with chemical symbols and units. The rows contain numerical values and chemical formulas.


Symbol	Unit	Value	Formula
λ		1.15	$\text{C}_2\text{H}_5\text{OH}$
μ		1.25	$\text{C}_2\text{H}_5\text{OH}$
ν		1.35	$\text{C}_2\text{H}_5\text{OH}$
ξ		1.45	$\text{C}_2\text{H}_5\text{OH}$
\omicron		1.55	$\text{C}_2\text{H}_5\text{OH}$
π		1.65	$\text{C}_2\text{H}_5\text{OH}$
ρ		1.75	$\text{C}_2\text{H}_5\text{OH}$
σ		1.85	$\text{C}_2\text{H}_5\text{OH}$
τ		1.95	$\text{C}_2\text{H}_5\text{OH}$
υ		2.05	$\text{C}_2\text{H}_5\text{OH}$

Handwritten text in the top right corner, possibly a page number or date.

Handwritten text in the lower middle section of the page, appearing as a large, faint mark or signature.

STATE OF TEXAS, COUNTY OF DALLAS

Know all men by these presents, that _____ of the County of _____ State of _____ do hereby certify that _____ of the County of _____ State of _____ is the true and correct owner of the following described land, to-wit:



THE UNIVERSITY OF CHICAGO PRESS
530 North Dearborn Street
Chicago, Illinois 60610

THE UNIVERSITY OF CHICAGO PRESS
530 North Dearborn Street
Chicago, Illinois 60610

THE UNIVERSITY OF CHICAGO PRESS
530 North Dearborn Street
Chicago, Illinois 60610

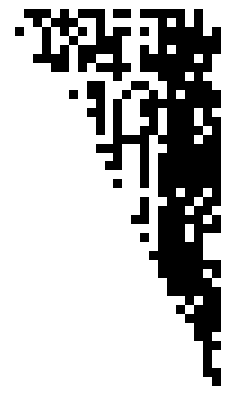
THE UNIVERSITY OF CHICAGO PRESS
530 North Dearborn Street
Chicago, Illinois 60610


THE UNIVERSITY OF CHICAGO PRESS
530 North Dearborn Street
Chicago, Illinois 60610

THE UNIVERSITY OF CHICAGO PRESS
530 North Dearborn Street
Chicago, Illinois 60610


THE UNIVERSITY OF CHICAGO PRESS
530 North Dearborn Street
Chicago, Illinois 60610

THE UNIVERSITY OF CHICAGO PRESS
530 North Dearborn Street
Chicago, Illinois 60610





ANALYSIS OF THE ...






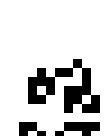

...





...












THE UNIVERSITY OF CHICAGO
 Department of Chemistry




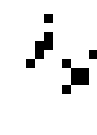
THE UNIVERSITY OF CHICAGO
 Department of Chemistry
 5712 South University Avenue
 Chicago, Illinois 60637

1.     


2.    

3.     

4.     

5.    


6. 



THE HISTORY OF THE

CITY OF BOSTON, FROM THE FIRST SETTLEMENT TO THE PRESENT TIME.

1630	1634	1638	1644
------	------	------	------



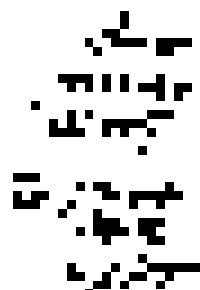
1648	1656	1664	1674
------	------	------	------

1684	1694	1704	1714
------	------	------	------

BY JOHN GARDNER.







1970



1. The first part of the document is a list of names and addresses, which are arranged in a table-like format. The names are written in a cursive script, and the addresses are written in a similar style. The list is organized into columns, with names in the first column and addresses in the second column. The text is somewhat difficult to read due to the cursive and the noise in the image.



1. Introduction
2. Background
3. Methodology
4. Results
5. Conclusion

6. References
7. Appendix
8. Index
9. Table of Contents
10. Summary

CHAPTER 1

1.1 Introduction
1.2 Background
1.3 Methodology
1.4 Results
1.5 Conclusion

1.1

1.1.1
1.1.2
1.1.3

1.1.1
1.1.2
1.1.3

1.1.1
1.1.2
1.1.3

1.1.1
1.1.2
1.1.3

1.1.1
1.1.2
1.1.3

1.1.1
1.1.2
1.1.3

1.1.1
1.1.2
1.1.3

1.1.1
1.1.2
1.1.3

1.1.1
1.1.2
1.1.3

1.1.1
1.1.2
1.1.3

1.1.1
1.1.2
1.1.3



1. *[Illegible text]*

2. *[Illegible text]*

3. *[Illegible text]*

4. *[Illegible text]*

5. *[Illegible text]*

6. *[Illegible text]*

[Illegible text]

[Illegible text]

[Illegible text]



1900

1900

1900

1900

1900

1900

1900

1900



... ..

... ..

... ..

... ..



1. The first part of the document is a list of names and addresses.

2. The second part of the document is a list of names and addresses.

3. The third part of the document is a list of names and addresses.

4. The fourth part of the document is a list of names and addresses.

1. The first part of the document discusses the importance of maintaining accurate records of all transactions. It emphasizes that this is crucial for ensuring the integrity of the financial statements and for providing a clear audit trail.

2. The second part of the document outlines the specific procedures that should be followed when recording transactions. This includes details on how to handle cash receipts, payments, and transfers between accounts.

3. The third part of the document discusses the role of the accounting system in providing timely and accurate information to management. It highlights the importance of regular reporting and the use of financial ratios to assess the company's performance.

4. The fourth part of the document addresses the challenges of managing financial data in a complex and rapidly changing environment. It suggests several strategies for overcoming these challenges, such as investing in technology and training staff.

5. The fifth part of the document concludes by summarizing the key points discussed and reiterating the importance of a strong financial management system for the long-term success of the organization.

The following table provides a summary of the key financial ratios discussed in the document. These ratios are used to evaluate the company's liquidity, solvency, and profitability.

Ratio	Formula	Interpretation
Liquidity Ratio	$\frac{\text{Current Assets}}{\text{Current Liabilities}}$	Measures the company's ability to pay its short-term obligations.
Solvency Ratio	$\frac{\text{Equity}}{\text{Total Assets}}$	Measures the company's ability to meet its long-term obligations.
Profitability Ratio	$\frac{\text{Net Income}}{\text{Sales}}$	Measures the company's ability to generate profit from its sales.



... ..


... ..

... ..





Small, faint handwritten mark or signature at the bottom center of the page.




.....

.....

.....

.....

.....





.....

.....

.....

.....

Handwritten text in the top left corner, possibly a date or page number.

Handwritten text in the top right corner, possibly a name or title.

Handwritten text in the bottom left corner, possibly a signature or date.



... ..

... ..

... ..

... ..

... ..

... ..



... ..

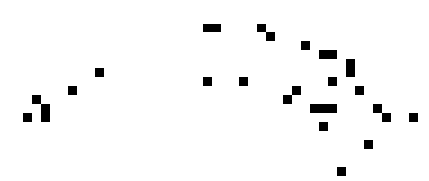
... ..

... ..

...

...

...





Handwritten text, possibly a title or header, located in the upper middle section of the page.





... ..

... ..




Handwritten text, possibly a list or notes, located in the upper left quadrant of the page. The text is illegible due to the low resolution and high contrast of the scan.


Handwritten text in the top right corner, likely a date or page number, which is illegible.

Handwritten text in the lower left quadrant, possibly a signature or a set of initials, which is illegible.



THE UNIVERSITY OF CHICAGO








1. The first part of the document is a list of items.

2. The second part of the document is a list of items.

3. The third part of the document is a list of items.

4. The fourth part of the document is a list of items.

5. The fifth part of the document is a list of items.





از این جهت که در این مورد هیچگونه اطلاعی نداریم

در این مورد هیچگونه اطلاعی نداریم

در این مورد هیچگونه اطلاعی نداریم

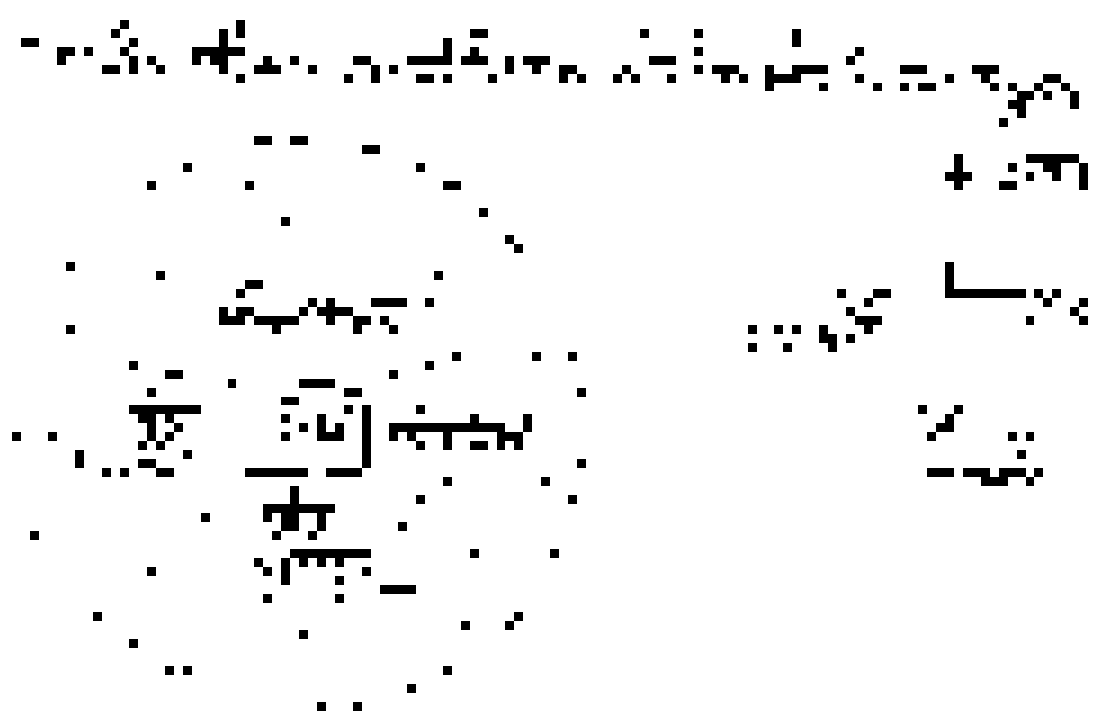
در این مورد هیچگونه اطلاعی نداریم

در این مورد هیچگونه اطلاعی نداریم

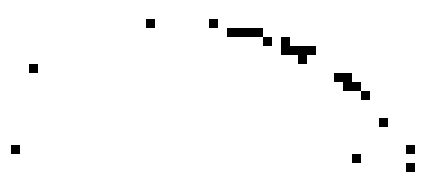
در این مورد هیچگونه اطلاعی نداریم

در این مورد هیچگونه اطلاعی نداریم

در این مورد هیچگونه اطلاعی نداریم



The diagram illustrates the relationship between the central component and the external elements. The labels 'L' and 'C' indicate the presence of inductive and capacitive elements, respectively. The dotted lines likely represent the boundaries of the system or the field of influence of the central component.



1274

1275

1276

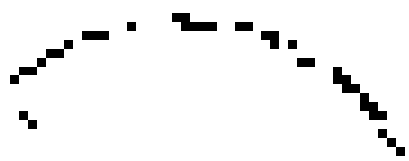
1277

1278

1279

1280

1



1937 年 10 月 1 日 星期四

1937

1937 年 10 月 1 日 星期四

1937 年 10 月 1 日 星期四

1937 年 10 月 1 日 星期四

1937 年 10 月 1 日 星期四

1937 年 10 月 1 日 星期四


1937 年 10 月 1 日 星期四


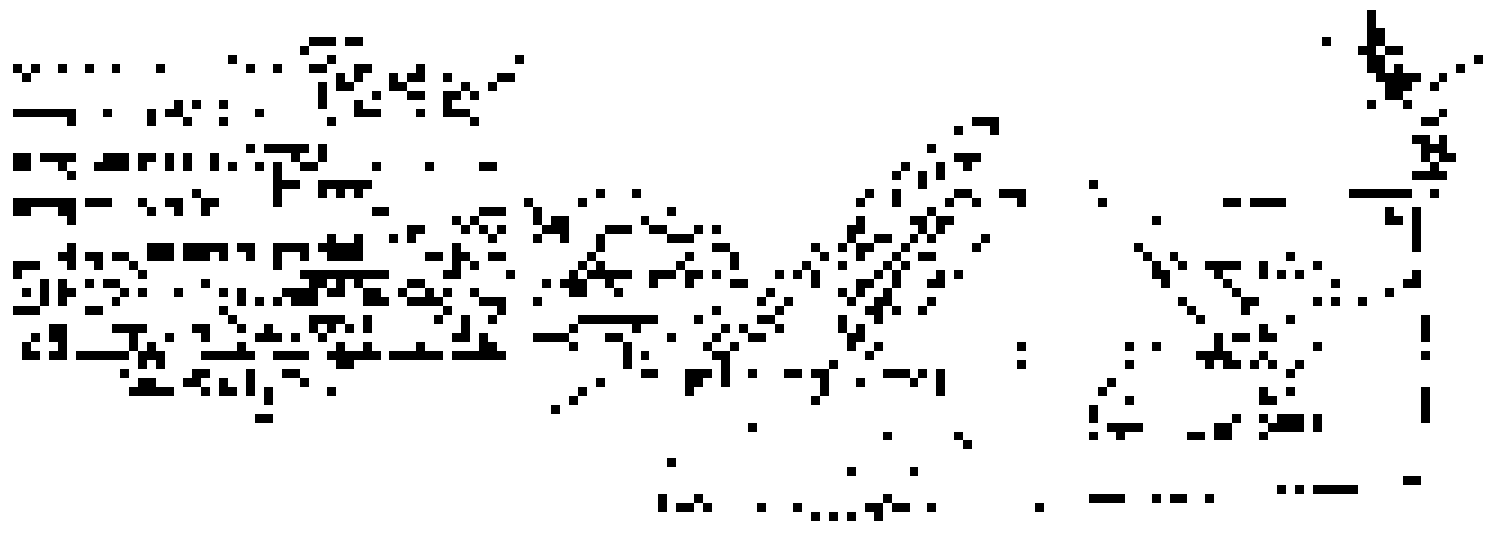
1937 年 10 月 1 日 星期四




THE UNIVERSITY OF
MICHIGAN LIBRARY
SERIALS ACQUISITION
300 N ZEEB RD
ANN ARBOR MI 48106-1500










Handwritten text at the top of the page, possibly a header or title, including the number '10' in the top right corner.

Main body of handwritten text, consisting of several lines of cursive script.

Handwritten text at the bottom of the page, possibly a signature or footer.

Handwritten notes in the top left corner, including the number '10' and some illegible text.





1. The first part of the document discusses the importance of maintaining accurate records of all transactions. It emphasizes that this is crucial for the company's financial health and for providing transparency to stakeholders.

2. The second part of the document outlines the specific procedures for recording transactions. It details the steps from initial entry to final review and approval, ensuring that all entries are accurate and complete.

3. The third part of the document addresses the role of the accounting department in this process. It highlights the need for clear communication and collaboration between all departments to ensure that all transactions are properly recorded.

4. The fourth part of the document discusses the importance of regular audits and reviews. It explains how these processes help to identify any discrepancies or errors in the records and ensure that the company's financial statements are accurate.

5. The fifth part of the document provides a summary of the key points discussed and offers recommendations for improving the recording process. It suggests that regular training and updates to the procedures are essential for maintaining the highest standards of accuracy.




Handwritten text, possibly a list or notes, located in the upper left quadrant of the page.


Handwritten text, possibly a list or notes, located in the upper middle section of the page.

Handwritten text enclosed in a rectangular box, located in the upper right quadrant of the page.

Handwritten text, possibly a signature or a large note, located in the lower left quadrant of the page.









1. [Illegible]

2. [Illegible]

3. [Illegible]

4. [Illegible]

5. [Illegible]

6. [Illegible]

7. [Illegible]

8. [Illegible]

9. [Illegible]

10. [Illegible]

11. [Illegible]

12. [Illegible]

13. [Illegible]

14. [Illegible]

15. [Illegible]

16. [Illegible]

17. [Illegible]

18. [Illegible]

19. [Illegible]

20. [Illegible]

21. [Illegible]

22. [Illegible]

23. [Illegible]

24. [Illegible]

25. [Illegible]

26. [Illegible]

27. [Illegible]

28. [Illegible]

29. [Illegible]

30. [Illegible]

31. [Illegible]

32. [Illegible]

33. [Illegible]

34. [Illegible]

35. [Illegible]

36. [Illegible]

37. [Illegible]

38. [Illegible]

39. [Illegible]

40. [Illegible]

41. [Illegible]

42. [Illegible]

43. [Illegible]

44. [Illegible]

45. [Illegible]

46. [Illegible]

47. [Illegible]

48. [Illegible]

49. [Illegible]

50. [Illegible]

51. [Illegible]

52. [Illegible]

53. [Illegible]

54. [Illegible]

55. [Illegible]

56. [Illegible]

57. [Illegible]

58. [Illegible]

59. [Illegible]

60. [Illegible]

61. [Illegible]

62. [Illegible]

63. [Illegible]

64. [Illegible]

65. [Illegible]

66. [Illegible]

67. [Illegible]

68. [Illegible]

69. [Illegible]

70. [Illegible]

71. [Illegible]

72. [Illegible]

73. [Illegible]

74. [Illegible]

75. [Illegible]

76. [Illegible]

77. [Illegible]

78. [Illegible]

79. [Illegible]

80. [Illegible]

81. [Illegible]

82. [Illegible]

83. [Illegible]

84. [Illegible]

85. [Illegible]

86. [Illegible]

87. [Illegible]

88. [Illegible]

89. [Illegible]

90. [Illegible]

91. [Illegible]

92. [Illegible]

93. [Illegible]

94. [Illegible]

95. [Illegible]

96. [Illegible]

97. [Illegible]


98. [Illegible]

99. [Illegible]

100. [Illegible]

Handwritten text at the top of the page, possibly a header or title, consisting of several lines of cursive script.







Handwritten text at the top of the page, possibly a header or title, which is mostly illegible due to the low resolution and high contrast of the scan. Some faint characters and lines are visible.



Handwritten text, possibly a signature or name, located in the upper left corner of the page.



Handwritten text, possibly a name or title, located in the upper right corner of the page.





संस्कृत-संज्ञा-संग्रहः ।
 अथ संज्ञा-संग्रहः ।

संज्ञा-संग्रहः ।
 अथ संज्ञा-संग्रहः ।

संज्ञा-संग्रहः ।
 अथ संज्ञा-संग्रहः ।

संज्ञा-संग्रहः ।
 अथ संज्ञा-संग्रहः ।


संज्ञा-संग्रहः ।
 अथ संज्ञा-संग्रहः ।

संज्ञा-संग्रहः ।
 अथ संज्ञा-संग्रहः ।

संज्ञा-संग्रहः ।
 अथ संज्ञा-संग्रहः ।

संज्ञा-संग्रहः ।
 अथ संज्ञा-संग्रहः ।



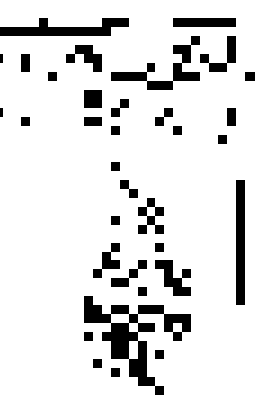



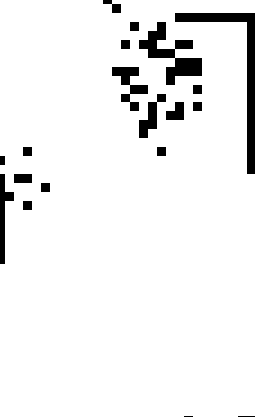
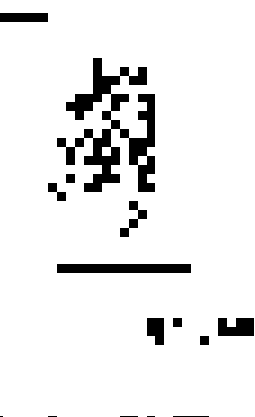



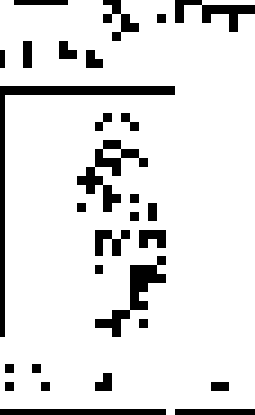
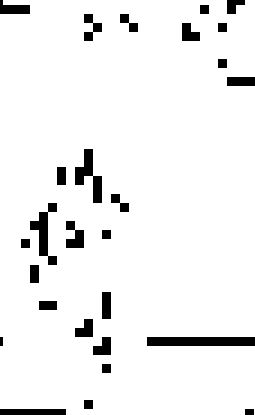

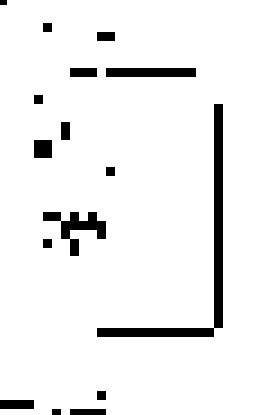




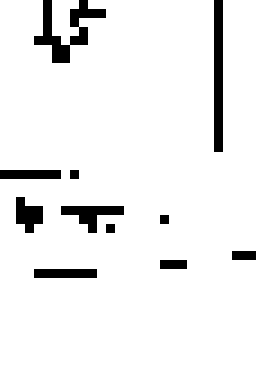
संज्ञा-संग्रहः ।
 अथ संज्ञा-संग्रहः ।



अभ्यास १० - अक्षरों की पहचान

कक्षा - १

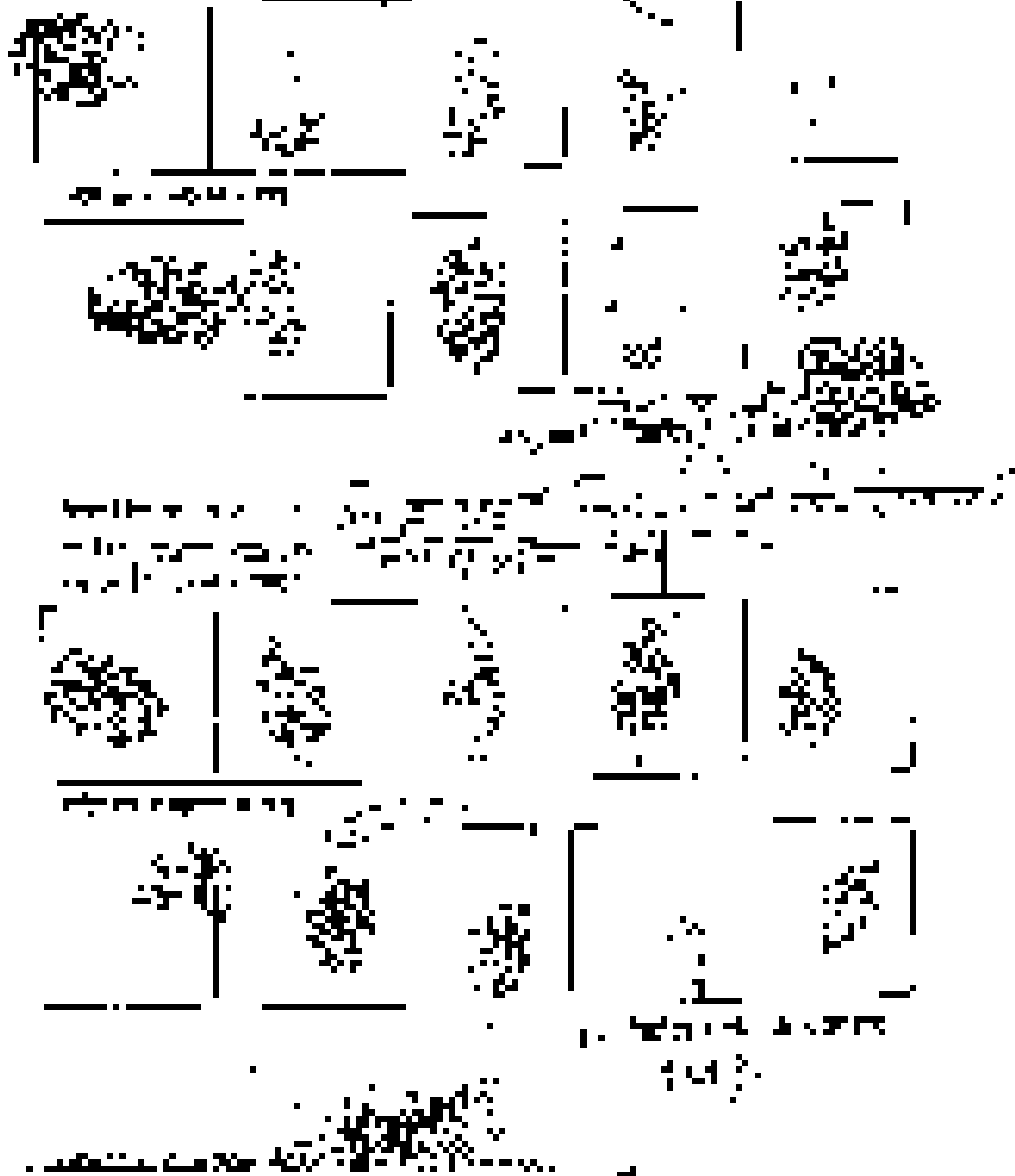
दिनांक -



THE HISTORY OF THE UNITED STATES

THE HISTORY OF THE UNITED STATES, FROM THE FIRST SETTLEMENTS TO THE PRESENT TIME. BY JOHN B. HARRIS, ESQ. VOL. I.





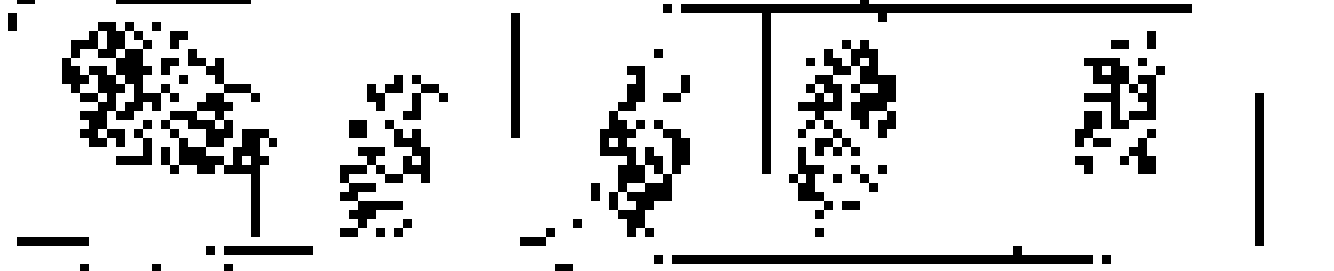
1. 2. 3. 4. 5. 6. 7. 8. 9. 10. 11. 12. 13. 14. 15. 16. 17. 18. 19. 20. 21. 22. 23. 24. 25. 26. 27. 28. 29. 30. 31. 32. 33. 34. 35. 36. 37. 38. 39. 40. 41. 42. 43. 44. 45. 46. 47. 48. 49. 50. 51. 52. 53. 54. 55. 56. 57. 58. 59. 60. 61. 62. 63. 64. 65. 66. 67. 68. 69. 70. 71. 72. 73. 74. 75. 76. 77. 78. 79. 80. 81. 82. 83. 84. 85. 86. 87. 88. 89. 90. 91. 92. 93. 94. 95. 96. 97. 98. 99. 100.

1. 2. 3. 4. 5. 6. 7. 8. 9. 10. 11. 12. 13. 14. 15. 16. 17. 18. 19. 20. 21. 22. 23. 24. 25. 26. 27. 28. 29. 30. 31. 32. 33. 34. 35. 36. 37. 38. 39. 40. 41. 42. 43. 44. 45. 46. 47. 48. 49. 50. 51. 52. 53. 54. 55. 56. 57. 58. 59. 60. 61. 62. 63. 64. 65. 66. 67. 68. 69. 70. 71. 72. 73. 74. 75. 76. 77. 78. 79. 80. 81. 82. 83. 84. 85. 86. 87. 88. 89. 90. 91. 92. 93. 94. 95. 96. 97. 98. 99. 100.

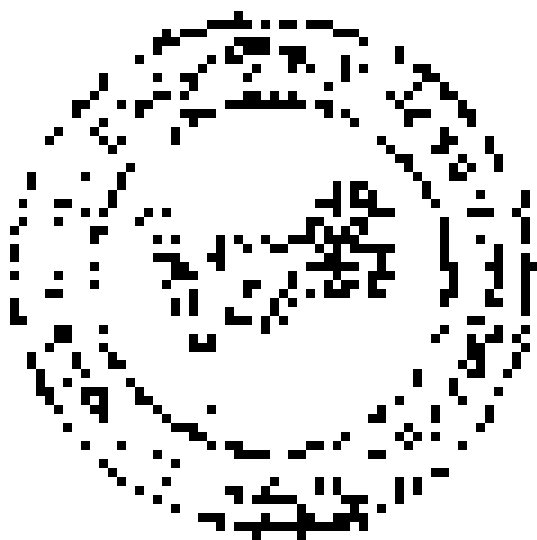


1. 2. 3. 4. 5. 6. 7. 8. 9. 10. 11. 12. 13. 14. 15. 16. 17. 18. 19. 20. 21. 22. 23. 24. 25. 26. 27. 28. 29. 30. 31. 32. 33. 34. 35. 36. 37. 38. 39. 40. 41. 42. 43. 44. 45. 46. 47. 48. 49. 50. 51. 52. 53. 54. 55. 56. 57. 58. 59. 60. 61. 62. 63. 64. 65. 66. 67. 68. 69. 70. 71. 72. 73. 74. 75. 76. 77. 78. 79. 80. 81. 82. 83. 84. 85. 86. 87. 88. 89. 90. 91. 92. 93. 94. 95. 96. 97. 98. 99. 100.

1. 2. 3. 4. 5. 6. 7. 8. 9. 10. 11. 12. 13. 14. 15. 16. 17. 18. 19. 20. 21. 22. 23. 24. 25. 26. 27. 28. 29. 30. 31. 32. 33. 34. 35. 36. 37. 38. 39. 40. 41. 42. 43. 44. 45. 46. 47. 48. 49. 50. 51. 52. 53. 54. 55. 56. 57. 58. 59. 60. 61. 62. 63. 64. 65. 66. 67. 68. 69. 70. 71. 72. 73. 74. 75. 76. 77. 78. 79. 80. 81. 82. 83. 84. 85. 86. 87. 88. 89. 90. 91. 92. 93. 94. 95. 96. 97. 98. 99. 100.



1. 2. 3. 4. 5. 6. 7. 8. 9. 10. 11. 12. 13. 14. 15. 16. 17. 18. 19. 20. 21. 22. 23. 24. 25. 26. 27. 28. 29. 30. 31. 32. 33. 34. 35. 36. 37. 38. 39. 40. 41. 42. 43. 44. 45. 46. 47. 48. 49. 50. 51. 52. 53. 54. 55. 56. 57. 58. 59. 60. 61. 62. 63. 64. 65. 66. 67. 68. 69. 70. 71. 72. 73. 74. 75. 76. 77. 78. 79. 80. 81. 82. 83. 84. 85. 86. 87. 88. 89. 90. 91. 92. 93. 94. 95. 96. 97. 98. 99. 100.



1920 - The 1920s were a time of rapid change in the United States.

The 1920s were a time of rapid change in the United States. The economy was booming, and there was a sense of optimism and progress. However, there were also significant challenges, such as the Prohibition movement and the rise of the Ku Klux Klan.

The 1920s were a time of rapid change in the United States. The economy was booming, and there was a sense of optimism and progress. However, there were also significant challenges, such as the Prohibition movement and the rise of the Ku Klux Klan.

The 1920s were a time of rapid change in the United States. The economy was booming, and there was a sense of optimism and progress. However, there were also significant challenges, such as the Prohibition movement and the rise of the Ku Klux Klan.

The 1920s were a time of rapid change in the United States. The economy was booming, and there was a sense of optimism and progress. However, there were also significant challenges, such as the Prohibition movement and the rise of the Ku Klux Klan.

The 1920s were a time of rapid change in the United States. The economy was booming, and there was a sense of optimism and progress. However, there were also significant challenges, such as the Prohibition movement and the rise of the Ku Klux Klan.

The 1920s were a time of rapid change in the United States. The economy was booming, and there was a sense of optimism and progress. However, there were also significant challenges, such as the Prohibition movement and the rise of the Ku Klux Klan.

The 1920s were a time of rapid change in the United States. The economy was booming, and there was a sense of optimism and progress. However, there were also significant challenges, such as the Prohibition movement and the rise of the Ku Klux Klan.


The 1920s were a time of rapid change in the United States. The economy was booming, and there was a sense of optimism and progress. However, there were also significant challenges, such as the Prohibition movement and the rise of the Ku Klux Klan.


1917

1918














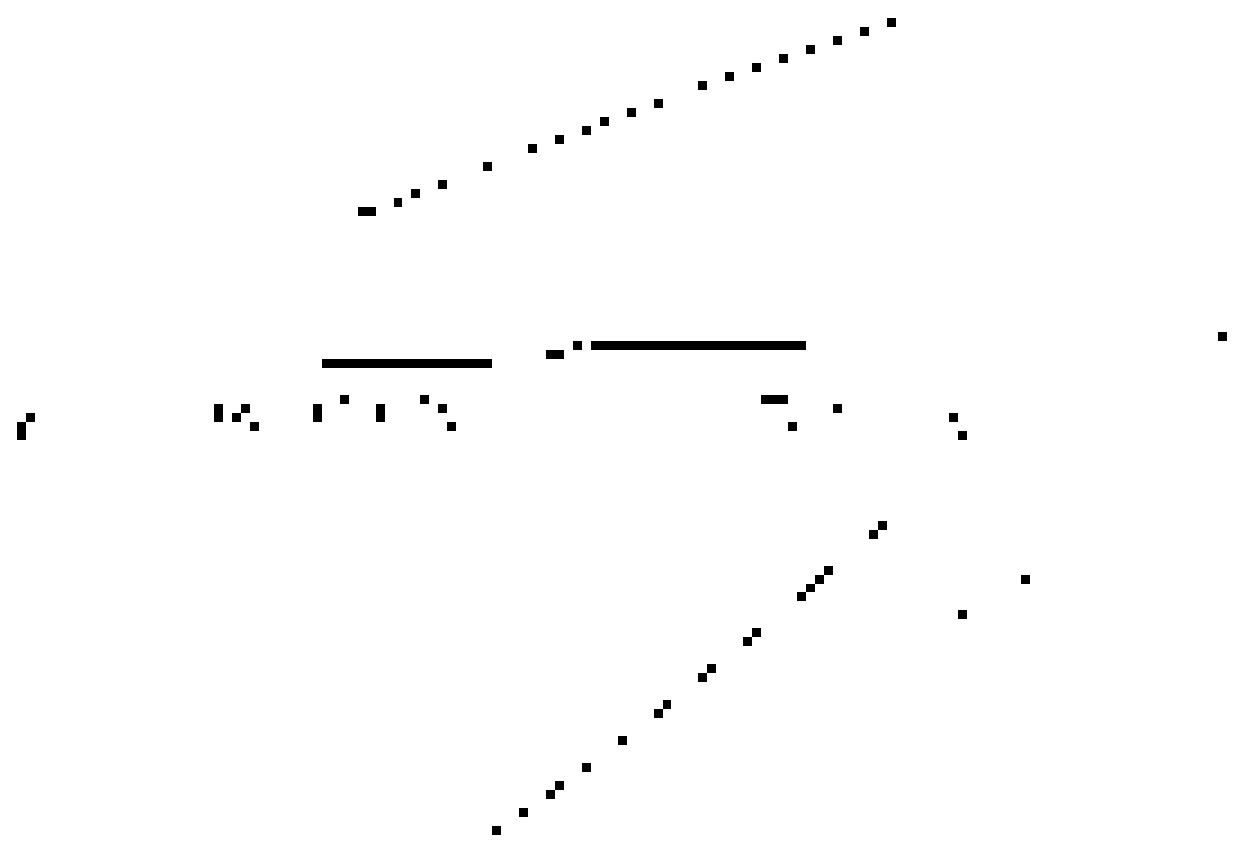
.


.

.





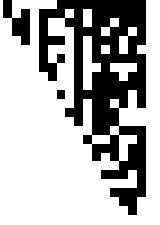







Vertical text on the left side of the page, possibly a label or a list of items, though the characters are too faint to read.

Vertical text on the bottom left side of the page, possibly a label or a list of items, though the characters are too faint to read.













..
:



1911

1911





|

i

|

.


]

1. The first part of the document discusses the importance of maintaining accurate records of all transactions. It emphasizes that proper record-keeping is essential for the integrity of the financial system and for the ability to detect and prevent fraud. The text notes that records should be kept for a sufficient period to allow for a thorough audit and to provide a clear history of the organization's financial activities.

2. The second part of the document outlines the specific requirements for record-keeping. It states that all transactions must be recorded in a clear and concise manner, using a standardized format. The records should be organized in a way that allows for easy retrieval and analysis. Additionally, the document stresses the importance of ensuring that the records are secure and protected from unauthorized access or tampering. It also mentions that records should be regularly reviewed and updated to reflect any changes in the organization's financial position.

3. The final part of the document provides a summary of the key points discussed. It reiterates the importance of accurate record-keeping and the need to follow the established requirements. The text concludes by stating that proper record-keeping is a fundamental responsibility of all individuals involved in the financial system, and that it is essential for the long-term success and stability of the organization.







.....

.....

THE UNIVERSITY OF CHICAGO

PHYSICS DEPARTMENT

PHYSICS 551

PROBLEM SET 1

Due: 10/10/2018

1. A particle of mass m moves in a circular path of radius r with constant speed v . Calculate the magnitude of the centripetal force.

2. A particle of mass m moves in a circular path of radius r with constant speed v . Calculate the magnitude of the centripetal acceleration.

3. A particle of mass m moves in a circular path of radius r with constant speed v . Calculate the magnitude of the centripetal force.

4. A particle of mass m moves in a circular path of radius r with constant speed v . Calculate the magnitude of the centripetal acceleration.

5. A particle of mass m moves in a circular path of radius r with constant speed v . Calculate the magnitude of the centripetal force.

6. A particle of mass m moves in a circular path of radius r with constant speed v . Calculate the magnitude of the centripetal acceleration.

7. A particle of mass m moves in a circular path of radius r with constant speed v . Calculate the magnitude of the centripetal force.

8. A particle of mass m moves in a circular path of radius r with constant speed v . Calculate the magnitude of the centripetal acceleration.

9. A particle of mass m moves in a circular path of radius r with constant speed v . Calculate the magnitude of the centripetal force.

10. A particle of mass m moves in a circular path of radius r with constant speed v . Calculate the magnitude of the centripetal acceleration.

PHYSICS 551

PHYSICS DEPARTMENT

PHYSICS 551

PROBLEM SET 1

Due: 10/10/2018

1. A particle of mass m moves in a circular path of radius r with constant speed v . Calculate the magnitude of the centripetal force.

2. A particle of mass m moves in a circular path of radius r with constant speed v . Calculate the magnitude of the centripetal acceleration.

3. A particle of mass m moves in a circular path of radius r with constant speed v . Calculate the magnitude of the centripetal force.

4. A particle of mass m moves in a circular path of radius r with constant speed v . Calculate the magnitude of the centripetal acceleration.

5. A particle of mass m moves in a circular path of radius r with constant speed v . Calculate the magnitude of the centripetal force.

6. A particle of mass m moves in a circular path of radius r with constant speed v . Calculate the magnitude of the centripetal acceleration.

7. A particle of mass m moves in a circular path of radius r with constant speed v . Calculate the magnitude of the centripetal force.

8. A particle of mass m moves in a circular path of radius r with constant speed v . Calculate the magnitude of the centripetal acceleration.

9. A particle of mass m moves in a circular path of radius r with constant speed v . Calculate the magnitude of the centripetal force.

10. A particle of mass m moves in a circular path of radius r with constant speed v . Calculate the magnitude of the centripetal acceleration.

PHYSICS 551

THE UNIVERSITY OF CHICAGO LIBRARY
540 EAST 57TH STREET
CHICAGO, ILL. 60637

THE UNIVERSITY OF CHICAGO LIBRARY
540 EAST 57TH STREET
CHICAGO, ILL. 60637

THE UNIVERSITY OF CHICAGO LIBRARY
540 EAST 57TH STREET
CHICAGO, ILL. 60637

THE UNIVERSITY OF CHICAGO LIBRARY
540 EAST 57TH STREET
CHICAGO, ILL. 60637

THE UNIVERSITY OF CHICAGO LIBRARY
540 EAST 57TH STREET
CHICAGO, ILL. 60637


THE UNIVERSITY OF CHICAGO LIBRARY
540 EAST 57TH STREET
CHICAGO, ILL. 60637

THE UNIVERSITY OF CHICAGO LIBRARY
540 EAST 57TH STREET
CHICAGO, ILL. 60637

THE UNIVERSITY OF CHICAGO LIBRARY
540 EAST 57TH STREET
CHICAGO, ILL. 60637

THE UNIVERSITY OF CHICAGO LIBRARY
540 EAST 57TH STREET
CHICAGO, ILL. 60637

THE UNIVERSITY OF CHICAGO LIBRARY
540 EAST 57TH STREET
CHICAGO, ILL. 60637



10

1000

1000

1000

1000