


REPORT OF THE FINANCIAL POLICE

Annual Report 2023

1. Introduction


The financial police have been established to ensure the integrity and transparency of the financial system. This report provides a comprehensive overview of the activities and findings of the financial police over the past year.

2. Objectives and Mandate



The financial police are mandated to investigate and prevent financial crimes, including money laundering, fraud, and tax evasion. They work in close cooperation with other law enforcement agencies and international partners to combat these threats.

3. Key Findings



During the reporting period, the financial police have successfully identified and dismantled several major financial crime networks. These efforts have resulted in the recovery of significant assets and the prosecution of numerous individuals involved in these activities.

...and the

1.
2.
3.
4.
5.
6.
7.
8.
9.
10.
11.
12.
13.
14.
15.
16.
17.
18.
19.
20.
21.
22.
23.
24.
25.
26.
27.
28.
29.
30.
31.
32.
33.
34.
35.
36.
37.
38.
39.
40.
41.
42.
43.
44.
45.
46.
47.
48.
49.
50.
51.
52.
53.
54.
55.
56.
57.
58.
59.
60.
61.
62.
63.
64.
65.
66.
67.
68.
69.
70.
71.
72.
73.
74.
75.
76.
77.
78.
79.
80.
81.
82.
83.
84.
85.
86.
87.
88.
89.
90.
91.
92.
93.
94.
95.
96.
97.
98.
99.
100.


Page No. _____

Date _____

Subject: _____

Page No. _____

Topic: _____





1990-1991

1990-1991

1990-1991

1990-1991

1990-1991

1990-1991

1990-1991

1990-1991

1990-1991

1990-1991

1990-1991

1990-1991

1990-1991

1990-1991

1990-1991

1990-1991

1990-1991

1990-1991

1990-1991

1990-1991

1990-1991

1990-1991

1990-1991

1990-1991

1990-1991

1990-1991

1990-1991

1990-1991

1990-1991

1990-1991

1990-1991

1990-1991

1990-1991

1990-1991

1990-1991

1990-1991

1990-1991




1990-1991

1990-1991

1990-1991

1990-1991

1990-1991



1990-1991



1. The following are the main components of the system:

2. The system is designed to provide a comprehensive overview of the project's progress.

3. The system is designed to provide a comprehensive overview of the project's progress.

4. The system is designed to provide a comprehensive overview of the project's progress.


5. The system is designed to provide a comprehensive overview of the project's progress.

6. The system is designed to provide a comprehensive overview of the project's progress.

7. The system is designed to provide a comprehensive overview of the project's progress.



8. The system is designed to provide a comprehensive overview of the project's progress.



9. The system is designed to provide a comprehensive overview of the project's progress.

- 10. The system is designed to provide a comprehensive overview of the project's progress.
- 11. The system is designed to provide a comprehensive overview of the project's progress.
- 12. The system is designed to provide a comprehensive overview of the project's progress.
- 13. The system is designed to provide a comprehensive overview of the project's progress.
- 14. The system is designed to provide a comprehensive overview of the project's progress.
- 15. The system is designed to provide a comprehensive overview of the project's progress.

16. The system is designed to provide a comprehensive overview of the project's progress.



1998-1999

1998-1999

1998-1999

1998-1999



The first part of the document discusses the importance of maintaining accurate records of all transactions. It emphasizes that every entry should be supported by a valid receipt or invoice. This not only helps in tracking expenses but also ensures compliance with tax regulations.

In the second section, the author outlines the various methods used to collect and analyze data. These include direct observation, interviews, and the use of specialized software tools. Each method has its own set of advantages and limitations, and the choice of which to use depends on the specific requirements of the study.

The third section provides a detailed overview of the results obtained from the data analysis. It highlights key trends and patterns, such as the increasing use of digital services and the growing concern for data privacy. These findings are supported by statistical data and visual representations, which make the information more accessible and easier to understand.

Finally, the document concludes with a series of recommendations for future research and practical applications. It suggests that further studies should focus on the long-term impact of these trends and explore ways to address the challenges they present. The author also offers some practical advice for businesses and individuals looking to optimize their data management practices.