FRONT ELEVATION
SCALE-1:100



SECTION A-A
SCALE-1:100

प्रस्तुत भवन मानचित्र संख्या-न०-पा०प०मा०/205/20
दिनांक 17-3-2015 को स्वीकृति प्रदान की
जाती है।
17/03/2015

स्वीकृति
सहायक अभियन्ता
नगर पालिका परिषद
महाराजगंज

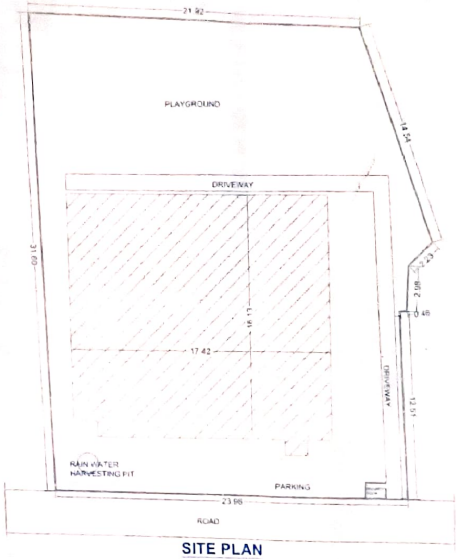

SITE PLAN
SCALE-1:500

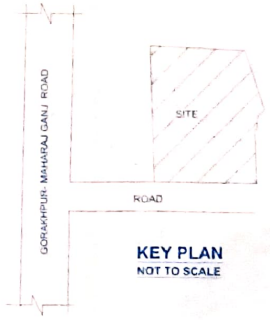

KEY PLAN
NOT TO SCALE

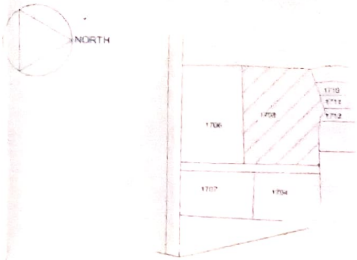

SAJRA PLAN
NOT TO SCALE

EXISTING GROUND FLOOR PLAN
SCALE-1:100

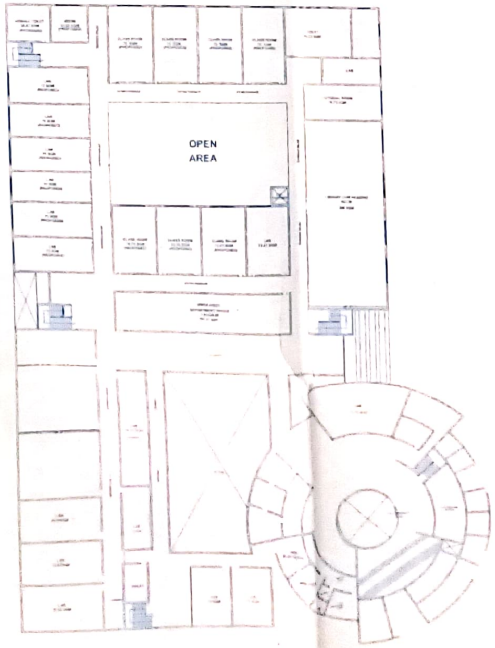

EXISTING & PROPOSED FRIST FLOOR PLAN
SCALE-1:100

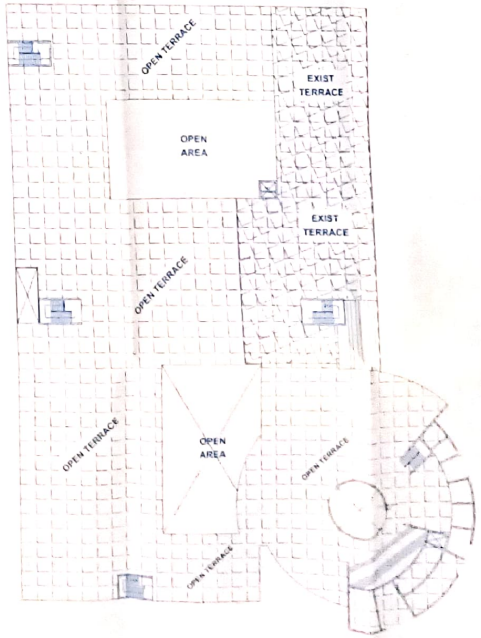

TERRACE FLOOR PLAN
SCALE-1:100

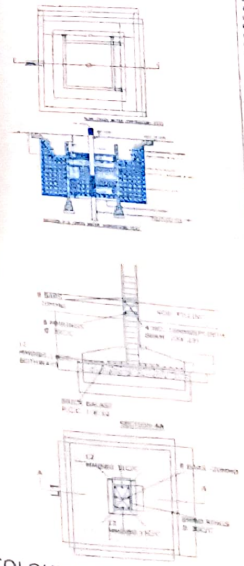

COLOUMN FOUNDATION DETAIL

FOR OFFICE USE

AREA STATEMENT

1. TOTAL PLOT AREA-(1.939 ACRES) 7846.8500SQ.M
2. EXISTING COVERED AREA ON G.F- 3808.25 SQ.M
3. EXISTING COVERED AREA ON F.F- 1431.69 SQ.M
4. PROPOSED COVERED AREA ON F.F- 2376.56 SQ.M
5. PROPOSED COVERED AREA ON MUMTY- 60.39 SQ.M
6. TOTAL AREA ON GROUND FLOOR (EXISTING)- 3808.25 SQ.M
7. TOTAL AREA ON ALL FLOOR (EXISTING) - 5239.94 SQ.M
8. TOTAL AREA ON ALL FLOOR (EXISTING & PROPOSED)- 7616.50 SQ.M
9. GROUND FLOOR COVERAGE- 48.53%
10. F.A.R (EXISTING & PROPOSED)- 0.97

SPECIFICATIONS

WRITTEN DIMENSIONS ARE CORRECT
FOUNDATION & PLINTH SHALL BE OF 1ST CLASS BRICK WORK IN 1:6 CEMENT MORTAR OVER 1:4:8 CEMENT CONCRETE
DPC SHALL BE 2.5 CM IN CEMENT CONCRETE 1:1.5:3 MIXED WITH 1KG OF IMPERME BAG OF CEMENT & PAINTED WITH 2 COATS OF BITUMEN
SUPERSTRUCTURE SHALL BE OF 1 CLASS BRICK WORK WITH 1:6 CEMENT MORTAR. LINTELS OVER DOORS & WINDOWS SHALL BE OF R.C.C
ROOF SHALL BE OF R.C.C SLAB WITH AN INSULATION LAYER & MECHANICAL TERRACING ABOVE, SUPPORTED R.C.C BEAMS AS REQUIRED HEIGHT OF ROOM SHALL NOT BE LESS THEN 3.05M(10')
DRAWING ROOM & DINNING ROOM FLOORS SHALL BE OF MARBLE. BATHROOM & W.C. FLOORS & DADO SHALL BE OF TILES. KITCHEN & BEDROOM SHALL BE OF MARBLE
INSIDE & OUTSIDE WALLS SHALL BE OF 12MM CEMENT PLASTER 1:4 DRAWING, DINNING & BEDROOMS INSIDE SHALL BE ACRYLIC PAINTS OUTSIDE SHALL BE COLOURED SANDEM WASHED 2 COATS OVER 1 COAT OF WHITE COLOUR
CHAUKHATS SHALL BY SEASONED TEAK WOOD SHUTTERS SHALL BE TEAK WOOD (A SEW OF PANEL) GLAZED OR PARTLY PANELLED & PARTLY GLAZED AS REQUIRED WITH ADDITIONAL WIRE GAUGE SHUTTER ALL FITTINGS SHALL BE OF BRASS. DOORS & WINDOWS SHALL BE VARNISHED OR PAINTED 2 COATS WITH HIGH GLASS ENAMEL PAINT OVER 1 COAT OF PRIMER. WINDOWS SHALL BE PROVIDED WITH IRON GRATINGS OR GRILL
RAIN WATER PIPES OF CAST IRON OR OF ASBESTOS CEMENT SHALL BE PROVIDED & FINISHED PAINTED BUILDING SHALL BE PROVIDED WITH 1ST CLASS SANITARY & WATER FITTINGS & ELECTRICAL INSTALLATIONS IN WOOD SOM TH. C.C. 1:3:6 AMON SHALL BE PROVIDED ALL ROUND THE BUILDING

NOTE
ONLY WRITTEN DIM ARE TO BE FOLLOWED & DO NOT SCALE THE DRAWINGS
LOCATION OF COLOUMNS CAN BE CHANGED ACCORDINGLY
ALL STRUCTURAL DESIGN & DETAILS MENTIONED NOT MENTIONED IN THIS SET OF SHEETS WILL BE AS PER STRUCTURAL DESIGNS GIVEN BY STRUCTURAL ENGINEER

SCHEDULE OF JOINRY

D1 1.20 x 2.74	W1 1.83 x 2.13
D2 1.00 x 2.11	W2 2.44 x 2.13
D3 0.75 x 2.13	W3 1.18 x 2.13
V 0.90 x 0.61	W4 1.83 x 1.59
D/W1 2.44 x 2.74	

SOCIETY/TRUST

SHANTI FOUNDATION

Shanti Foundation Trust Gorakhpur

TRUSTEE ASHOK KUMAR SRIVASTAVA

PROJECT-
EDUCATIONAL BUILDING PLAN OF I.T.M COLLEGE OF POLYTECHNIC AT GATA NO./KHASRA NO.1708 VILLAGE- JUNGLE DUDHAI URF CHEHRI TAPPA KATHRA, POST- CHEHRI, TEH- MAHARAJGANJ, DIST-MAHARAJGANJ(U.P)

ARCHITECT-
MOHIT BHATNAGAR
B-ARCH (C.O.A)
REGISTERATION NO.CA/99/25208
Mohit Bhatnagar
Architect
Regn. No. CA/99/25208
Ganpati Complex
169/ 169A GANPATI COMPLEX
ABU LANE, MEERUT
MOBILE-8410019990