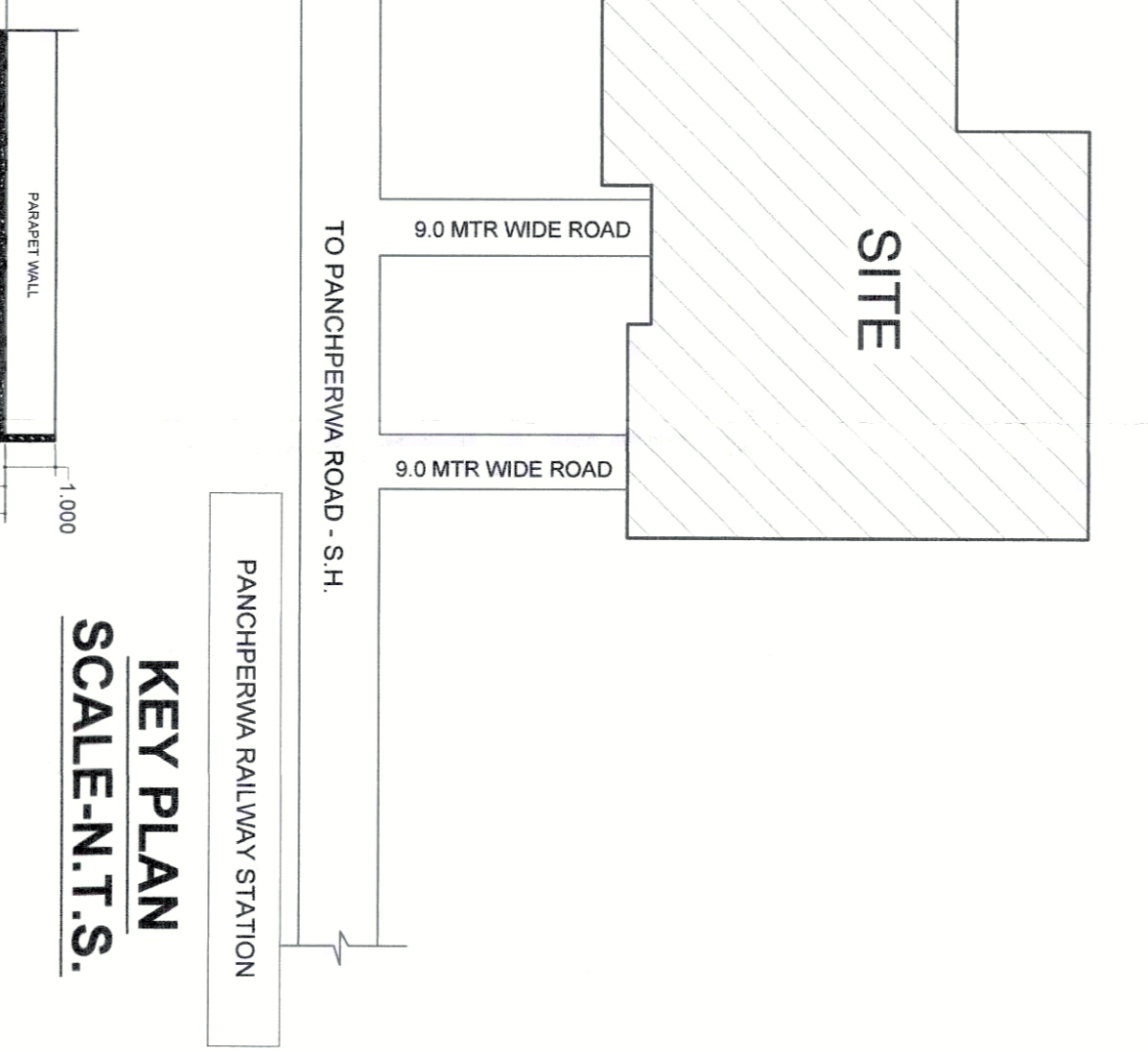
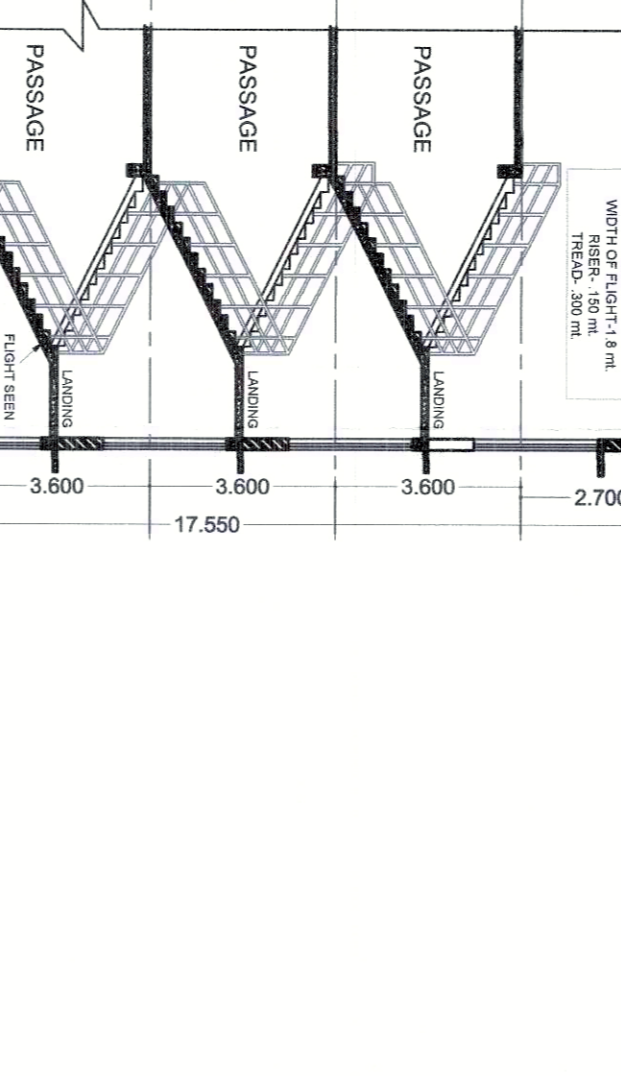


S. NO.	NAME OF THE ROOMS	LENGTH	WIDTH	AREA IN SQ.M
1	PRINCIPAL ROOM	5.81	7.31	42.54
2	BOARD ROOM	5.83	10.88	63.31
3	OFFICE ALL INCLUSIVE	11.50	7.31	84.07
4	OFFICE ALL INCLUSIVE	10.88	4.28	46.54
5	OFFICE ALL INCLUSIVE	10.88	5.20	56.59
6	OFFICE ALL INCLUSIVE	3.81	7.30	27.81
7	FACULTY ROOM	8.33	7.30	60.81
8	CENTRAL STORE	5.95	7.30	43.44
9	PHARMACY	2.90	3.22	9.35
10	HOUSE KEEPING	2.90	3.22	9.35
11	EVAN CONTROL OFFICE	3.04	4.50	13.68
12	EVAN CONTROL OFFICE	3.04	7.31	22.21
13	EVAN CONTROL OFFICE	6.01	7.31	43.92
14	TOTAL EXISTING ADMINISTRATIVE AREA			572.86

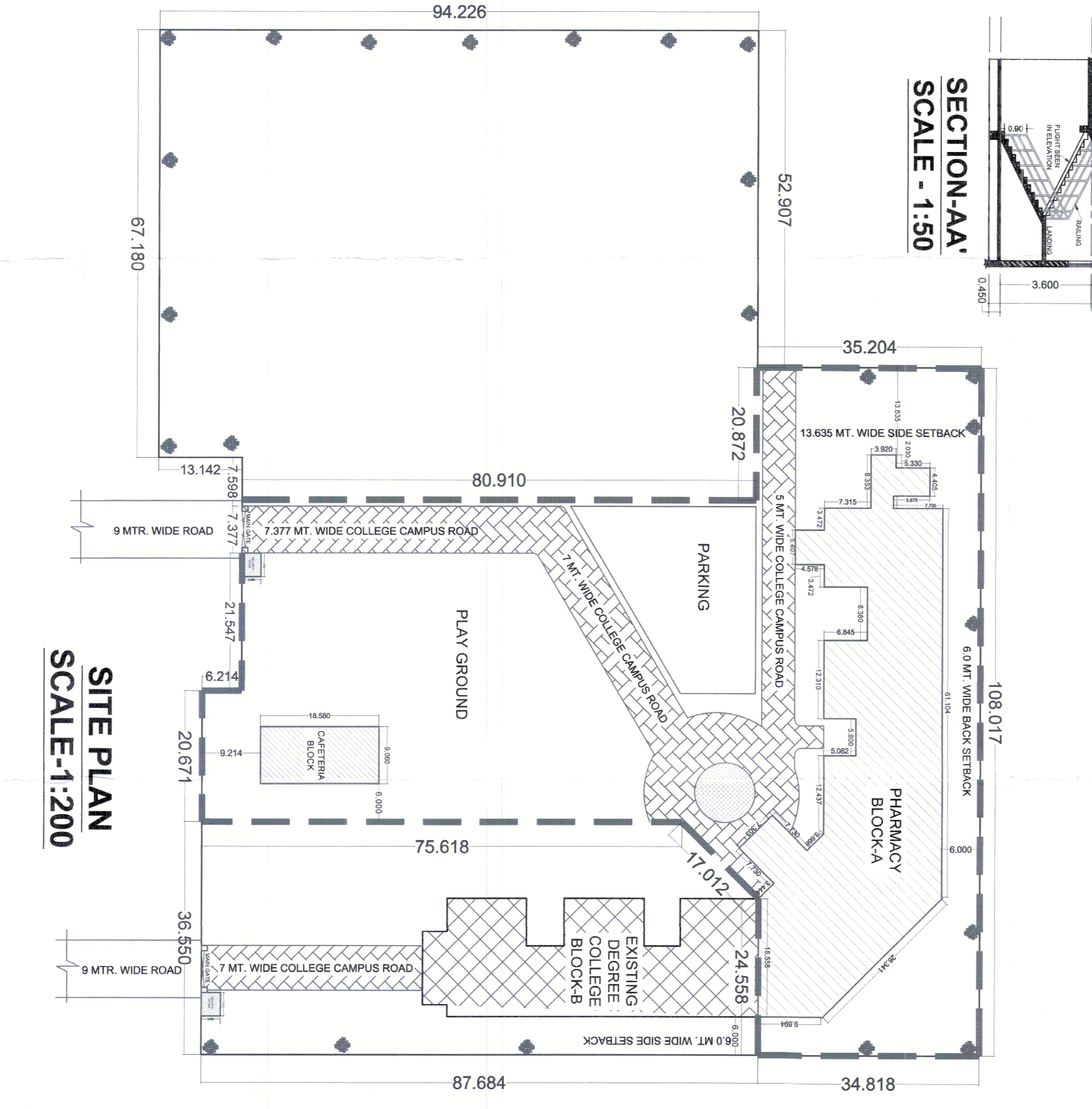
S. NO.	NAME OF THE ROOMS	LENGTH	WIDTH	AREA IN SQ.M
1	TOILET (F-F-S-E)	11.80	7.31	86.25
2	BOYS COMMON ROOM	12.40	7.31	90.64
3	GIRLS COMMON ROOM	12.40	7.31	90.64
4	CAFETERIA	18.20	8.00	145.60
5	FIRST AID ROOM	3.82	3.26	12.45
6	STORE ROOM (C)			103.54
7	STORE ROOM (C)			21.35
8	TOTAL EXISTING AMENITIES AREA			635.33



S. NO.	NAME OF THE ROOMS	LENGTH	WIDTH	AREA IN SQ.M
1	CLASS ROOM (A)	12.40	7.30	89.74
2	CLASS ROOM (B)	11.92	7.30	87.14
3	CLASS ROOM (C)	12.40	7.30	89.74
4	TUTORIAL ROOM (A)	12.40	7.31	90.64
5	TUTORIAL ROOM (B)	12.40	7.31	90.64
6	LABORATORY (A)	12.40	7.31	90.64
7	LABORATORY (B)	12.40	7.30	89.74
8	LABORATORY (C)	11.80	7.31	86.82
9	LABORATORY (D)	10.65	9.32	99.50
10	LABORATORY (E)	10.65	9.32	99.50
11	LABORATORY (F)	10.65	9.32	99.50
12	LABORATORY (G)	10.65	9.32	99.50
13	MACHINE ROOM	11.80	7.30	86.14
14	INSTRUMENT ROOM	11.80	7.30	86.14
15	ANALYST ROOM	12.40	10.88	134.91
16	COMPUTER ROOM	10.88	9.60	104.05
17	LABORATORY	20.80	7.30	151.84
18	LABORATORY	20.80	7.30	151.84
19	SEMINAR HALL	11.80	18.18	215.81
20	TOTAL EXISTING INSTRUCTIONAL AREA			1864.24



S. NO.	EXISTING AREA	NEW AREA	TOTAL AREA
1	EXISTING AREA	1864.24	1864.24
2	NEW AREA	36.52	1900.76
3	TOTAL AREA		1900.76



PROMOTER:		DEEP NARAYAN SEWA SAUSHAN R-35 NERLU ENCLAVE, GOVTI NAGAR, LUCKNOW																																																	
NAME OF THE INSTITUTE:		VIMA VEERAM DEGREE MAHABUDYALAYA COLLEGE																																																	
PROGRAMME:		DIPLOMA IN PHARMACY & BACHELOR IN PHARMACY																																																	
SITUATION:		VILLAGE - PANCHPERWA, POST - BALRAMPUR, DIST - BALRAMPUR, STATE - U. P																																																	
GATA NO. - 606,607,608,537		TOTAL AREA OF LAND = 18089.4642 SQ.M (4.47 ACRE)																																																	
LAND ALLOCATED TO PHARMACY = 8093.72 SQ.M (2.0 ACRE)		1st PHASE CARPET AREA SQ.MT. (ADA) TOTAL ADMINISTRATIVE AREA 572.526 TOTAL AMENITIES AREA 635.331 TOTAL INSTRUCTIONAL AREA 1864.243 (ACA) (ADA+AMA+INA) 35.96% CIRCULATION AREA 1104.860 (ADA+AMA+INA+ACA) TOTAL CARPET AREA (I PHASE) 4176.960																																																	
TOTAL PHASE CARPET AREA SQ.MT. (ADA) TOTAL ADMINISTRATIVE AREA 572.526 TOTAL AMENITIES AREA 635.331 TOTAL INSTRUCTIONAL AREA 1864.243 (ACA) (ADA+AMA+INA) 35.96% CIRCULATION AREA 1104.860 (ADA+AMA+INA+ACA) TOTAL CARPET AREA (I PHASE) 4176.960		IInd PHASE CARPET AREA SQ.MT. (ADA) TOTAL ADMINISTRATIVE AREA 100.344 TOTAL AMENITIES AREA 43.377 (INA) TOTAL INSTRUCTIONAL AREA 879.212 (ACA) (ADA+AMA+INA) 36.52% CIRCULATION AREA 373.633 TOTAL CARPET AREA (IInd PHASE) 1396.566 TOTAL BUILT UP AREA PLANNED = 5573.526																																																	
DOOR & WINDOWS DETAIL		<table border="1"> <thead> <tr> <th>SNO.</th> <th>ITEM</th> <th>WIDTH</th> <th>HEIGHT</th> <th>SILL HEIGHT</th> <th>REMARK</th> </tr> </thead> <tbody> <tr> <td>01</td> <td>D</td> <td>1.8</td> <td>2.7</td> <td>00</td> <td>DOOR</td> </tr> <tr> <td>02</td> <td>D1</td> <td>1.2</td> <td>2.1</td> <td>00</td> <td>DOOR</td> </tr> <tr> <td>03</td> <td>D2</td> <td>1.0</td> <td>2.1</td> <td>00</td> <td>DOOR</td> </tr> <tr> <td>04</td> <td>D3</td> <td>0.75</td> <td>2.1</td> <td>00</td> <td>DOOR</td> </tr> <tr> <td>05</td> <td>W</td> <td>2.0</td> <td>1.8</td> <td>9</td> <td>WINDOW</td> </tr> <tr> <td>06</td> <td>W1</td> <td>1.8</td> <td>1.8</td> <td>9</td> <td>WINDOW</td> </tr> <tr> <td>07</td> <td>V</td> <td>0.75</td> <td>0.9</td> <td>1.8</td> <td>VENTILATOR</td> </tr> </tbody> </table>		SNO.	ITEM	WIDTH	HEIGHT	SILL HEIGHT	REMARK	01	D	1.8	2.7	00	DOOR	02	D1	1.2	2.1	00	DOOR	03	D2	1.0	2.1	00	DOOR	04	D3	0.75	2.1	00	DOOR	05	W	2.0	1.8	9	WINDOW	06	W1	1.8	1.8	9	WINDOW	07	V	0.75	0.9	1.8	VENTILATOR
SNO.	ITEM	WIDTH	HEIGHT	SILL HEIGHT	REMARK																																														
01	D	1.8	2.7	00	DOOR																																														
02	D1	1.2	2.1	00	DOOR																																														
03	D2	1.0	2.1	00	DOOR																																														
04	D3	0.75	2.1	00	DOOR																																														
05	W	2.0	1.8	9	WINDOW																																														
06	W1	1.8	1.8	9	WINDOW																																														
07	V	0.75	0.9	1.8	VENTILATOR																																														
NOTE: ALL DIMENSION ARE IN METER		SCALE: AS SHOWN																																																	
ARCHITECT SIGN		OWNER SIGN																																																	